



MECHANISED SOLUTIONS.

DOUBLE YOUR PRODUCTIVITY
WITH LESS DOWNTIME AND MORE WELD TIME.

CONTENTS.

ESAB Mechanised solutions	4
MIGGYTRAC™	
Key benefits	6
Product overview	7
Technical data & Ordering information	9
RAILTRAC™	
Key benefits	10
Product overview	11
Railtrac BV2000 programs	13
Technical data & Ordering information	14
W8000 WEAVING UNIT	
Product overview	15
Technical data & Ordering information	15
PIPEWELD ORBITER	
Key benefits	16
Product overview	17
Technical data & Ordering information	18

ESAB MECHANISED SOLUTIONS.

WHY MECHANISE?

By mechanising your production process you will not only improve your welders ergonomics, increase your productivity and quality, but also earn more money by reducing your costs tremendously.

ERGONOMICS

Reduce your welders' exposure to heat, UV radiation, gas fumes and static workload.

A good welder needs to be constantly focused on the weld pool and is often in a very static work position this can put a lot of strain on the welder specially when welding longer seams.

With ESAB's mechanised solutions you can eliminate problems and improve ergonomics.

PRODUCTIVITY

ESAB's mechanised solutions are easy to install and operate and have almost no learning curve. You can simply increase your productivity with more arc time and less down time, higher deposition rates and less rework by optimising your processes. One welder or operator can often operate multiple machines.


QUALITY

Once set up correctly ESAB's mechanised solutions will ensure uniform and reproducible welds time and time again. It will reduce your rework and failure rates by the numbers of start and stops and repositioning compared to manual welding and is less operator dependent.

REDUCE COSTS

Can easily double your production rate by increasing the arc time and reducing labour, gas and filler metal costs (P/m, P/f) compared to manual welding.

A consistent, repeatable mechanised process reduces overfill, gas usage, arc time and gives you a higher output per hour. Start earning money now.




ERGONOMICS



PRODUCTIVITY



QUALITY



REDUCE COSTS

KEY APPLICATIONS



*SHIP AND OFFSHORE YARDS
SHIP / BARGE BUILDING*



*BRIDGE CONSTRUCTION
INDUSTRIAL AND
GENERAL FABRICATION*



*STRUCTURAL
STEEL FABRICATION*



RAIL REPAIR

ESAB's universal battery-driven welding tractors and carriages easily mechanise your MIG/MAG process and thermal cutting applications for weaving and non-weaving tasks to meet real-world welding and cutting challenges.

Innovative features ensure high quality welds and cuts with the highest possible productivity, reliability, repeatability and efficiency.

These machines can be rapidly set up and are easy to use, satisfying the most demanding welding requirements. Flexible operation with either a battery or external power source. All models feature a reliable 4-wheel drive system with rapid acceleration and accurate stepper motor control for constant travel speeds, resulting in more time welding and less downtime.

MIGGYTRAC™ B501



RAILTRAC™ B42V



MIGGYTRAC™ B5001



RAILTRAC™ BV2000



PIPEWELD ORBITER



ESAB's mechanised solution for orbital welding of pipe and pipelines.

W8000 WEAVING UNIT



ESAB's compact and effective weaving unit for MIG/MAG processes

KEY BENEFITS.



INCREASED PRODUCTION TIME



INCREASED WELDING SPEED



REDUCE HEAT INPUT

Process combined with ESAB filler metals

MIGGYTRAC B501 AND B5001

- Multiprocess, MIG/MAG, Plasma, Oxy-fuel
- Universal system suitable for all welding machines
- The majority of common brand torches can be fitted
- Quick setup and easy-to-use
- Low weight, easy to handle
- Stepper motor
- Constant traction and travel speed over complete battery lifetime
- Compatible, interchangeable battery system
- Extended battery life with up to 8h of production from a single charge
- LED battery charge level indicator
- Forward and backward movement
- Controllable welding speed including fast travel
- 4 wheel drive design with high friction wheels
- Heat resistant wheels able to withstand high temperatures
- Standard settings cm/min and ipm
- Base magnets for inclined surfaces up to 45° *(Optional)*
- Connection cables and adaptors for ESAB wire feeders enabling continuous power delivery *(Optional)*

ADDITIONAL BENEFITS OF B5001

- Advanced, programmable software with graphical user interface
- Programmable start sequences and end sequence with back- and crater fill
- Accurate programmable stitch weld, industry-highest travel speed between stitches
- Future-proof software platform enabling continuous software upgrades and updates
- Intuitive HMI with multi-colour TFT screen
- Hour meter for service/lease fleet management
- Connection cables and adaptors for ESAB wire feeders *(Optional)*
- Remote voltage and wire feed speed control with ESAB wire feeders *(Optional)*

PRODUCT OVERVIEW.



Miggytrac B501 (battery not included)



Miggytrac B5001



MIGGYTRAC B501 Compact, battery-operated tractor

Miggytrac B501 is a compact, universal battery-driven tractor that can easily mechanise your MIG/MAG process and thermal cutting applications where weaving is not required.

The Miggytrac B501 has an analogue interface which makes it very easy to set up. Operations are controlled by a toggle switch stop including back and forward movement, and a knob to set the required speed. No learning curve is required and B501 is ideal to use with any type of power source.

MIGGYTRAC B5001 Compact programmable tractor

Miggytrac B5001 is an advanced, compact and programmable 42 VAC non-weaving tractor. It is driven either by power source or by battery and can easily mechanise your MIG/MAG process and thermal cutting applications.

B5001 can be used for continuous and intermittent welding. When connected to an ESAB wire feeder you can set the voltage and wire feed speed in percentage directly from the unit.

The interface is a large multi-colour TFT display which simplifies setting up your travel speed, stitch- or continuous welding, welding length and the distances between welds. Additional settings include pre-heat, back- and crater fill time.

Miggytrac's true 4-wheel drive and high-friction wheels guarantee stable movement and operation of the tractor. The carriage follows the weld joint using guide wheels that adjust to allow the unit to drive itself against the workpiece.

Ideal for use with ESAB's MIG/MAG power sources and feeders. A standard ESAB welding torch can quickly attach to the unit.



TECHNICAL DATA & ORDERING INFORMATION.

Miggytrac B501	
Battery	Li-ion 18V
Battery Operating Time	8 h
Motor Type	Stepper motor
Travel Speed	100 –1300 mm/min
Control Panel	Analogue
Slide Adjustment, Horizontal	± 32 mm
Slide Adjustment, Vertical	± 40 mm
High Friction Rubber Wheel, 4-wheel drive	75 x 20 mm
Working Temperature, Wheels (standing still)	70 °C
Working Temperature, Wheels (moving)	150 °C
Horizontal Tensile Force without magnet	12 kg
Horizontal Tensile Force with magnet	25 kg
Max Angle, Degree	45°
Vertical Tensile Force at 45° with magnet	11 kg
Dimensions, L x W x H	310 x 290 x 250 mm
Weight	12 kg

Miggytrac B5001	
Battery	Li-ion 18V
Battery Operating Time	6 h
Motor Type	Stepper motor
Travel Speed	10 –1600 mm/min
Control Panel	Digital colour TFT
Slide Adjustment, Horizontal	±32 mm
Slide Adjustment, Vertical	±40 mm
High Friction Rubber Wheel, 4-wheel drive	75 x 20 mm
Working Temperature, Wheels (standing still)	70 °C
Working Temperature, Wheels (moving)	150 °C
Horizontal Tensile Force without magnet	12 kg
Horizontal Tensile Force with magnet	25 kg
Max Angle, Degree	45°
Vertical Tensile Force at 45° with magnet	11 kg
Dimensions, L x W x H	310 x 290 x 340 mm
Weight	13 kg
Adjusting steering arms	±40 mm

Cable key diagram						
Description	Part Number	Origo Feed 304, 484 (M12)	Origo Feed 304, 484 (M13)	Aristo Feed 3004, 4804 (All Panels)	Warrior Feed 304	Universal Feeder
Control Cable	0457 360 880	●	●	●	●	
Connection Cable	0457 360 886					●
Battery	0457 468 074	●	●	●	●	●
Remote Adapter Kit	0465 451 881				●	
Remote Adapter Kit RA 23 CAN	0459 681 880			●		
Transformer 230 VAC	0457 467 880					●
Transformer 115 VAC	0457 467 882					●

Ordering Information	
Miggytrac B501 (battery not included)	0457 357 882
Miggytrac B5001 (battery not included)	0459 990 645

Options & Accessories	
Magnet kit for front and rear	0457 357 131
Battery+ Battery Charger	0457 468 073
Battery 18V Li-ion, Makita	0457 468 070
Battery Charger 230V AC Makita	0457 468 072
Adjustable Guide Wheel Kit Miggytrac	0457 357 171

Makita® Battery Li-ion BL1840 and Battery Changer DC18RC can be bought locally in hardware store.

Additional Options & Accessories Miggytrac B5001	
Control Cable Miggytrac/ Railtrac 5 m	0457 360 880
Connection Cable Universal (only w. 12-pin)	0457 360 886
Remote Adapter Kit	0465 451 881
Remote Adapter Kit RA 23 CAN	0459 681 880
Transformer kit 230V AC	0457 467 880
Transformer kit 115V AC	0457 467 882

A magnet kit can be installed at the bottom of the tractor to further stabilise the movement and increase the friction between the drive wheels and the foundation.



KEY BENEFITS.



INCREASED PRODUCTIVITY



INCREASED WELDING SPEED



REDUCED HEAT INPUT

RAILTRAC B42V AND BV2000

- 42V AC from power source or battery-driven with standard Makita 18V system
- Advanced rail-bound programmable remote control with 5 programs for weaving patterns, length, weld parameters, start and end sequence
- Magnet or vacuum options for rail
- Battery or external power (wide range)
- Bright double multi-colour TFT display
- Intuitive user menu
- Future-proof software platform
- Accurate programmable weave patterns for demanding applications
- Operator can program while unit is in use or switch programs directly on the unit or from the remote control
- Hour meter for service/lease fleet maintenance
- Programmable welding length with automatic return to start position
- Precision stepper motors for both drive and weaving functions for smooth and accurate motion
- Wide speed range available in a single unit

ADDITIONAL BENEFITS OF BV2000

- Mainly used for rail repair
- Designed for horizontal use and covers most proven and globally-applied welding patterns for repair of rail and rail components in all steel types and casting grades
- Unit can be programmed and controlled for setting weave patterns, travel speed, controlling voltage and wire feed speed in up to 6 standard programs
- New standard in precision for any type of railway defects
- Programs available for repair and maintenance of:
 - Worn rail ends
 - Plain rail defects
 - Worn turn-out tips
 - Worn wing rails
 - Worn stock rails
 - Stainless zig-zag pattern for electrical conductivity
- Reduced track closure time and improved weld quality of repair

PRODUCT OVERVIEW.



RAILTRAC B42V

A truly unique and flexible multi-purpose system for welding

A welding tractor that can be configured to create the optimal solution for your mechanised welding application. To minimise problems associated with harsh environments, most mechanical parts are constructed in aluminium or stainless steel.

Railtrac B42V is designed for horizontal, curvature and vertical up/down welding for weaving and non-weaving welding applications. The system can be easily connected to most wire feeders with no major modification. Remote adapters must be mounted in the in Aristo® Feed 3004/4804 and Warrior™ Feed 304 wire feeders.

RAILTRAC B42V OPTIONAL ORBITAL KIT

With the optional Orbital kit you can convert the B42V into a Pipe welder that can be used for orbital welding of pipes from 20" and up, in horizontal and vertical joints, with or without weaving.



Railtrac Orbital Kit

0398 146 801

- 1 pcs Drive wheel module
- 1 pcs Chain
- 2 pcs Outer disk drive wheel
- 1 pcs Tool kit drive wheel



Orbital Rings			
Orbital Ring 20"	0449 900 720	Orbital Ring 42"	0449 900 742
Orbital Ring 22"	0449 900 722	Orbital Ring 44"	0449 900 744
Orbital Ring 24"	0449 900 724	Orbital Ring 46"	0449 900 746
Orbital Ring 26"	0449 900 726	Orbital Ring 48"	0449 900 748
Orbital Ring 28"	0449 900 728	Orbital Ring 50"	0449 900 750
Orbital Ring 30"	0449 900 730	Orbital Ring 52"	0449 900 752
Orbital Ring 32"	0449 900 732	Orbital Ring 54"	0449 900 754
Orbital Ring 34"	0449 900 734	Orbital Ring 56"	0449 900 756
Orbital Ring 36"	0449 900 736	Orbital Ring 58"	0449 900 758
Orbital Ring 38"	0449 900 738	Orbital Ring 60"	0449 900 760
Orbital Ring 40"	0449 900 740	Orbital Ring 62"	0449 900 762

Each ring fits pipe Ø ±1"

PRODUCT OVERVIEW.



RAILTRAC BV2000

A new era in reconditioning worn railway components. Ultimate precision, efficiency and accuracy in one functional modern light-weight but heavy-duty system

The Railtrac BV2000 comprises all major welding patterns that are used by various rail authorities around the world thanks to previous and current partnerships. Therefore the 6 programs of the new BV2000 cover all possible challenges in rail component repair, including rail end, plain rail, stock rail, guide rail and crossing tip or wing rail defects regardless of the rail steel grade. Both austenitic-manganese and carbon-manganese rail grades can be reconditioned with the only exception being R1100 (UIC 860) or R320Cr (EN 13674-1) grades as these are deemed unweldable.



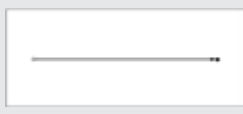





The Railtrac BV2000 inherited the industry-proven advantages of previous systems: light-weight portability, advanced functionality and customisable setup. However the precision, user-friendliness, and endurance were improved to such an extent that we believe we have created a new rail industry standard that reduces track closure times through more rapid welding and better contour following weld metals, resulting in significantly reduced grinding time.



Railtrac BV2000 Package

0459 990 644

RAILTRAC BV2000 PROGRAMS.


Programs	Functions				
	Weaving Width	Space	Weaving Speed	Length	Speed Carriage
					•
	•	•	•		
	•	•	•		
	•	•	•	•	
					•
		•		•	



P1 for rail end defects



P2 for plain rail defects



P3 for C-Mn crossing tip and wing rail defects



P0 for support beads



P4 for zig/zag pattern Ss wire for conductivity



P5 for Austenetic-Mn crossing castings

TECHNICAL DATA & ORDERING INFORMATION.

Railtrac B42V	
Supply Voltage	24 – 70 VDC, 20 – 50 VAC
Battery (optional)	Li-ion 18V
Battery Operating Time	3 – 4 h (5 Ah)
Battery Power Consumption, Max	50 W
Control Panel	Digital colour TFT
Max Speed	30 mm/s (25 mm/s with battery)
Max Load	10 kg (5 kg with battery)
Max Temperature Magnet / Vacuum	70 / 90°C
Enclosure Class	IP44
Approvals	CE, CSA
Safety Class	DIN 40050
Dimensions	210 x 360 x 270 mm
Weight	8 kg
Bending Diameter Rail Min	Ø 1600 mm
Height Adjustment Slide	+/- 45 mm

Railtrac BV2000	
Supply Voltage	24 – 70 VDC, 20 – 50 VAC
Battery (optional)	Li-ion 18V
Battery Operating Time	3 – 4 h (5 Ah)
Battery Power Consumption, Max	50 W
Control Panel	Digital colour TFT
Max Speed	30 mm/s (25 mm/s with battery)
Max Load	10 kg (5 kg with battery)
Max Temperature Magnet / Vacuum	70 / 90°C
Enclosure Class	IP44
Approvals	CE, CSA
Safety Class	DIN 40050
Dimensions	210 x 360 x 270 mm
Weight	10 kg
Rail Length	2,5 m

Cable key diagram						
Description	Part Number	Origo Feed 304, 484 (M12)	Origo Feed 304, 484 (M13)	Aristo Feed 3004, 4804 (All Panels)	Warrior Feed 304	Universal Feeder
Control Cable	0457 360 880	●	●	●	●	
Connection Cable	0457 360 886					●
Battery	0457 468 074	●	●	●	●	●
Remote Adapter Kit	0465 451 881				●	
Remote Adapter Kit RA 23 CAN	0459 681 880			●		
Transformer 230 VAC	0457 467 880					●
Transformer 115 VAC	0457 467 882					●

Ordering Information	
Railtrac B42V incl. Universal Torch Holder Ø 10-22 mm and Adjusters	0398 146 016
Railtrac BV2000 Package*	0459 990 644

* Carriage w. weaving unit, slides and torch holder, remote control (0398 145 480), rail 2m BV2000 (0398 145 127), 2x BV rail brackets (0398 145 190), 2x alignment brackets (0398 145 191) and transport box (0398 145 198).

Options & Accessories	
Battery 18V Li-ion, Makita®	0457 468 074
Battery Charger 230V AC Makita®	0457 468 072
Control Cable 5 m	0457 360 880
Connection Cable Universal (only w. 12-pin)	0457 360 886
Remote Adapter Kit	0465 451 881
Remote Adapter Kit RA 23 CAN	0459 681 880
Transformer kit 230V AC	0457 467 880
Transformer kit 115V AC	0457 467 882
Torch Holder Universal Ø15-30 mm	0398 145 106
Torch Holder for PSF	0398 145 101

* Makita Battery Li-ion BL1840 and Battery Charger DC18RC can be bought locally in hardware store.

Additional Options & Accessories BV2000	
Remote Control BV2000	0398 146 480
Rail 2 m BV2000	0398 145 127
Alignment Bracket 2 pcs	0398 145 191
Railtrac Transport Box	0398 145 198

Additional Options & Accessories B42V	
Quick-extension bracket for flexible rail	0398 146 120
Floating Head for Torch	0398 145 211
Turning Bracket B42V	0398 145 203
Tilt Bracket Railtrac B42V	0398 145 202
Flexible AluRail, 2.5 m	0398 146 115
Flexible AluRail, 5 m	0398 146 119
Flexible AluRail, 2.5 m, 8 magnets	0398 146 112
Flexible AluRail, 2.5 m, 4 vacuum attachments	0398 146 113
Stiffener Bar, 2.5 m	0398 146 116
Flip Magnetic Attachment	0398 146 100
Vacuum Attachment, 90°	0398 146 104
Vacuum Attachment, 200°	0398 146 105
Screw Attachment for stiffened rail	0398 146 114

PRODUCT OVERVIEW.



W8000 WEAVING UNIT

The W8000 Weaving Unit can be used to mechanise your MIG/MAG process when weaving, gap bridging, filling or capping is required.

Storable programs for weaving speed, width, hold time out, hold time in and preheat. The W8000 Weaving Unit has a maximum weaving width of 60 mm.

FEATURES

- Complete with torch holder and slide for pre-setting the torch
- Digital programming box
- Compatible with all wire feeders
- Low weight and robust construction
- Power supply, VAC 20-49
- Ready to use cable kit to ESAB wire feeders

PROGRAMMABLE:

- Weaving Speed
- Weaving Width
- Hold time outer and inner position
- Preheat delayed start of weaving in relation to start welding

TECHNICAL DATA & ORDERING INFORMATION.

W8000 Weaving Unit	
Supply Voltage	20-49 VAC 24-70 VDC
Power	30 W
Weight (incl. bracket and slide)	4 kg
Motor Type	Stepper motor
Weaving Speed	1 – 40 mm/s
Weaving Width	0 – 60 mm
Hold Time (left and right position)	0.0 – 5.0 s
Horizontal Electrical Adjustment	Joystick
Horizontal Mechanical Adjustment	80 mm
Slide Adjustment Vertical	+/- 40 mm
Maximum Load Weaving Arm	5 kg
External Start / Stop Input	24 VDC

Ordering Information	
W8000 Weaving Unit Package	0459 990 646

KEY BENEFITS.



INCREASED PRODUCTIVITY



INCREASED WELDING SPEED



COST REDUCTION UP TO

Using 3 run procedure combined with ESAB filler metals

PIPEWELD ORBITER

- Reliable and repeatable performance increasing weld quality
- Robust and lightweight construction
- Ensures easy handling by the operator with almost no learning curve
- Can be used for main pipe lines and tie-ins or crossings
- Capable of welding 360° in either direction which enables only one machine to complete a weld joint
- Changeable welding direction (up or down) with a switch
- On board control box enables a wide range of welding parameters to be stored which are programmed and downloaded from hand-held programming unit (HHPU)
- The motor, gearboxes, lead screws and bearings are designed for heavy duty long life
- All software for the HHPU and controller can be upgraded on site or inhouse by our support
- Usable with most MIG/MAG power sources
- Limit settings W.P.S
- Quick direction change of the torch
- Adjustable wheelset
- Quick fit bands

WHY 3 RUN PROCEDURE?

The '2 run' procedure used filling with a rutile cored wire directly after the cellulose hot pass.

This method regularly causes issues with gas pops or blowholes coming from the cellulose layer underneath the first FCW fill pass.


Deep grinding to clean the weld metal does overcome most of this problem, but not entirely.

This grinding is both time consuming and removes a large quantity of weld metal, increasing completion time.

3 RUN PROCEDURE

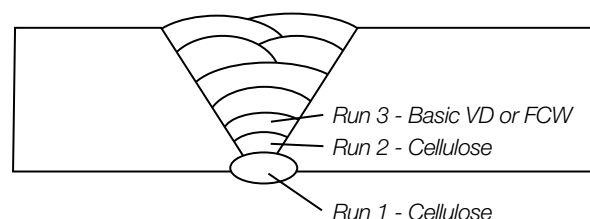
The '3 run' procedure uses a basic vertical down first fill pass. This avoids heavy grinding and leaves a clean basis for the FCAW process without the need for any further treatment other than slag removal. Filling commences with a rutile flux cored wire which is specially formulated for mechanised pipe welding.

This style was originally developed for tie in welds where the use of the internal line-up clamp or internal welder is not possible, due to physical restrictions (fittings etc) or connecting into the main line at road crossings. With the correct setup, this technique results in a similar number of joints per day at a lower cost compared with automatic solid wire, even when using an internal root pass line-up clamp.



*Macro examination of Pipeweld FCAW
15.9 mm wall thickness.*

Root and hot pass with cellulose, fill & cap with FCAW



PRODUCT OVERVIEW.



PIPEWELD ORBITER Orbital pipe welding system

The Pipeweld Orbiter is a lightweight bug for orbital welding of pipe and pipelines allowing the use of 1 system for diameters of 8" pipe and above without the need to swap the drivetrain.

The Pipeweld Orbiter can weld both sides of the joint. The unit has its own wire feed system and torch eliminating the need for secondary feeders, torch hose packs and cables. The only supplies required are control, power and gas resulting in accurate and precise electrode positioning and unrestricted orbital travel.



KEY APPLICATIONS



*MARINE AND OFFSHORE
OFFSHORE OIL*



PIPELINE



*PEMILL &
CONSTRUCTION*

TECHNICAL DATA & ORDERING INFORMATION.

Pipeweld Orbiter	
Pipe Diameters	8" (200 mm) to flat plate
Wire Diameter/solid wire	0.8-1.2 mm 2.7 kg / 5 kg
Wire Diameter/flux cored	1.2 mm 5 kg
Max Spool Diameter	200 mm
Wire Spool Capacity	5 kg
Travel Speed	15-150 cm / min
Wire Speed	5-15 m / min
Oscillation width pendulum action, max	26 mm
Oscillation dwell independent dwells	0-250 ms
Minimum Height Clearance	450 mm
Burn Back Time	0-5 s
Crater Fill Time	0-2 s
Gas Pre Flow and Post Flow	0-20 s
Welding Torch Control	Electronic 50 mm vertical, 55 mm horizontal
Weight (without wire and cables)	16 kg

Wear & Spare Parts	
Pipeweld Orbiter Basic Consumable Kit*	0459 990 519
Drive Wheel	0459 990 402
Bowden Cable Pack	0459 990 403
Welding Tips	0459 990 404
Shroud Assembly	0459 990 405
Wire-feed Insulation Block	0459 990 406
Splatter Cover	0459 990 407
Wirefeed Wheel Set	0459 990 408
Gas Hose	0459990 409
Leaf Spring	0459 990 410
Gas Blanking Plug	0459 990 411
Copper Guide	0459 990 412
Tip Holder	0459 990 413
Earth Cable	0459 990 414
Torch Body O-ring	0459 990 415
Screw Pack	0459 990 416
Idle Guide Wheel	0459 990 417
Wire Loom Set	0459 990 418
Travel Motor /GB	0459 990 419
Wire-feed Motor /GB	0459 990 420
Tip Control Motor /GB up/down	0459 990 421
Stepper Motor /GB	0459 990 422
Remote Control	0459 990 423
Gas Box	0459 990 424
Control Box	0459 990 425
Tip Control Motor /GB near/far	0459 990 511
Power Lead	0459 990 512
Gas Hose 30m	0459 990 513

Operator Pendant Controls
Vertical/horizontal welding torch control
Oscillation Width (within pre set limits)
Travel Speed (within pre set limits)
Cycle (travel, oscillation and gas)
Arc, (wire speed, current and voltage)
Stop, (stops travel current/voltage centralises tip and initiates burn back, post gas and crater fill)

Ordering Information	
Pipeweld Orbiter Bug	0459 990 380
Warrior AdapterBox	0464 562 880
Warrior 400i CC/CV	0465 350 884
OR	
Pipeweld Orbiter Bug	0459 990 380
Warrior 500i CC/CV	0465 350 883
Interconnection Set 70 mm ² 5m-19p	0459 836 881

Options & Accessories	
Warrior Adapter Box	0464 562 880
Pipeweld Orbiter Prog Kit *	0459 990 381
Pipeweld Orbiter Tool Kit **	0459 990 382
Travel Band 8" w with Extensions	0459 990 525
Travel Band 10.75"	0459 990 383
Travel Band 12.75"	0459 990 384
Travel Band 14"	0459 990 385
Travel Band 16"	0459 990 386
Travel Band 18"	0459 990 387
Travel Band 20"	0459 990 388
Travel Band 22"	0459 990 389
Travel Band 24"	0459 990 390
Travel Band 26"	0459 990 391
Travel Band 28"	0459 990 392
Travel Band 30"	0459 990 393
Travel Band 32"	0459 990 394
Travel Band 34"	0459 990 395
Travel Band 36"	0459 990 396
Travel Band 38"	0459 990 397
Travel Band 40"	0459 990 398
Travel Band 42"	0459 990 399
Travel Band 44"	0459 990 400
Travel Band 48"	0459 990 401

* Prog kit content: programming unit, data transfer box and USB memory storage.

** Tool kit content: 15 mm ring spanner, adjustable spanner, flat screwdriver, posi-drive screwdriver, electrical screwdriver, metric allen key set (loose), metric allen key set (glove type), pliers, circlip pliers internal, circlip pliers external, rubber mallet and band spacing tool.

* Consumable Kit content: drive wheel x2, insulation block, shroud assy, leaf spring x2, tips x15, tip holder assy, wire guide tube, bowden cables x 5, torch O-rings x4 and gas hose P clips x3.

DISCLAIMER

Every effort is made to ensure the accuracy of information contained within this catalogue. In the interest of continuous improvement ESAB reserves the right to change the specifications given or design of any of its products without prior notice.

ESAB provides no warranty, express or implied, as to the accuracy, reliability or completeness of the information and ESAB accepts no liability for any loss whether direct, indirect or consequential arising from the information contained within this catalogue.

UNRIVALED SERVICE AND SUPPORT.

All ESAB products are backed by our commitment to superior customer service and support. Our skilled customer service department is prepared to quickly answer any questions, address problems, and help with the maintenance and upgrading of your machines. And our products are backed with the most comprehensive warranty in the business.

With ESAB, you can be sure you purchased a product that will meet your needs today and in the future. Product and process training is also available. Ask your ESAB sales representative or distributor for a complete ESAB solution.

For more information please visit [esab.com](https://www.esab.com)



ESAB / [esab.com](https://www.esab.com)

