

KEMPER®

The Catalogue





Dear KEMPER partners,

Pioneer and world market leader in welding fume extraction, innovation driver in the industry: These designations fill us with pride, because behind them are decades of hard work. But first and foremost, we see ourselves as your trustworthy partner when it comes to air pollution control, industrial safety equipment and the health of your employees.

As a dynamic family business, we have maintained this down-to-earth claim to this day. KEMPER is at home in the metal productions of this world - from the smaller craftsman's business to the global automobile manufacturer. We know the requirements of the industry and know in which environment extraction units and filter systems are optimally used.

Awareness of employee health is on the rise and occupational health and safety remains one of the biggest growth areas in welding and cutting technology. From spot extraction to air pollution control concepts: we accompany you on your way to healthy employees, a positive employer image and into the future of safe welding.



Content



5

Mobile Filter Units

- Storage filter
- Cleanable Filter



39

Extraction Systems - Stationary

- Storage filter
- Cleanable Filter



129

Extraction Systems - Central


- Central Suction And Filter Units
- Extension for extraction systems



153

Extraction And Cutting Tables

- Tables For Manual Applications
- Extraction Tables For Cutting Systems



57

Exhaust Arms And Fans

- Exhaust Arms
- Fans
- Welding Fume Exhaust Set
- Tubes



83

High Vacuum Extraction

- Storage Filter
- Cleanable Filter



105

General Ventilation Systems

- Principle of layer ventilation
- Air monitoring
- Mixed ventilation
- General ventilation system concepts



173

Occupational safety and partition walls

- Protection Curtains And Walls
- Sound insulating partitioning wall systems
- Welding protective blankets



215

After Sales & Services



225

Worth Knowing



KEMPER

Safe Change Filter - SCF

25^{m²}



Mobile Filter Units

Overview

Common features	8
Product comparison mobile filter units	9
Areas of application for mobile filter units	11
Selection criteria for mobile filter units	14

Storage filter

SmartMaster	15
ProfiMaster, one exhaust arm	16
ProfiMaster, two exhaust arms	17
SmartFil	19
MaxiFil	20
Comparative measurement mobile filter units with storage filter	24
MaxiFil AC	27

Cleanable Filter

Filter-Master XL	28
MaxiFil Clean	29

Accessories And Replacement Parts

Accessories and spare parts for mobile units	34
Spare filter for mobile units	36

**Every employee
deserves clean
breathable air.
That is what
KEMPER
stands for.**

Common features

**Comfortably moveable**

Easy positioning of the unit thanks to swivel castors with brakes

**Start/Stop automatic (optional)**

The combination with the welding unit saves time and energy costs

**360 degree radius**

Maximum movement of the extraction arm for use without restriction

**Single-handed operation**

Comfortable cantilevered adjustment to any position with just one hand due to the particularly easy-to-move extraction arm

**40 % better welding fume capture**

Less adjustment work due to larger capture area with flange-shaped hood

**Variable welding fume capture with extraction arms**

Extraction arms in lengths from two to four meters in tube or hose versions

**IFA W3 approved**

Applicable for the processing of chrome-nickel steel

**Free warranty extension**

Additional 12 months warranty by registration of the unit totalling 24 months

**LED Lighting (optional)**

Good visibility of the workpiece leads to better welding results and also helps users to keep the hood in position

Product Comparison



General Information

Filter	SmartMaster	ProfiMaster
Filter stages	3	2
Filter method	Storage filter	Storage filter
Filter surface	ca. 13 m ²	ca. 17 m ²
Type of filter	Filter cassette	Filter cassette
Filter material	Non-woven fibre	Non-woven fibre
Filter efficiency	> 99,5%	> 99,5%
Filterclass	E12	E12
Additional filters	Two pre-filters	Pre-filter

Technical Data

Basic data		
Extraction capacity	950 m ³ /h	1.100 m ³ /h
Dimensions (w x d x h)	705 x 655 x 900 mm	785 x 730 x 950 mm
Weight	71kg	95 kg
Motor power	1,1 kW	1,1 kW
Power supply	1 x 230 V / 50 Hz	3 x 400 V / 50 Hz
Rated current	6,7 A	2,3 A
Noise level	72 dB(A)	72 dB(A)
Additional information		
IFA-Certification	W3-Approved	W3-Approved
Fan type	Radial fan	Radial fan
Contamination-free filter change		

Order Data

Description	Art.-Nr.	Art.-Nr.
Flexible exhaust arm, 2 m	64 300	60 650 100
Flexible exhaust arm, 3 m	64 330	60 650 101
Flexible exhaust arm, 4 m		60 650 102
Rigid metal tube arm, 2 m		60 650 103
Rigid metal tube arm, 3 m		60 650 104
Rigid metal tube arm, 4 m		60 650 105

Accessories

Description	
Automatic Start/Stop	x
Workplace lighting incl. on/off switch at the hood	



SmartFil

MaxiFil

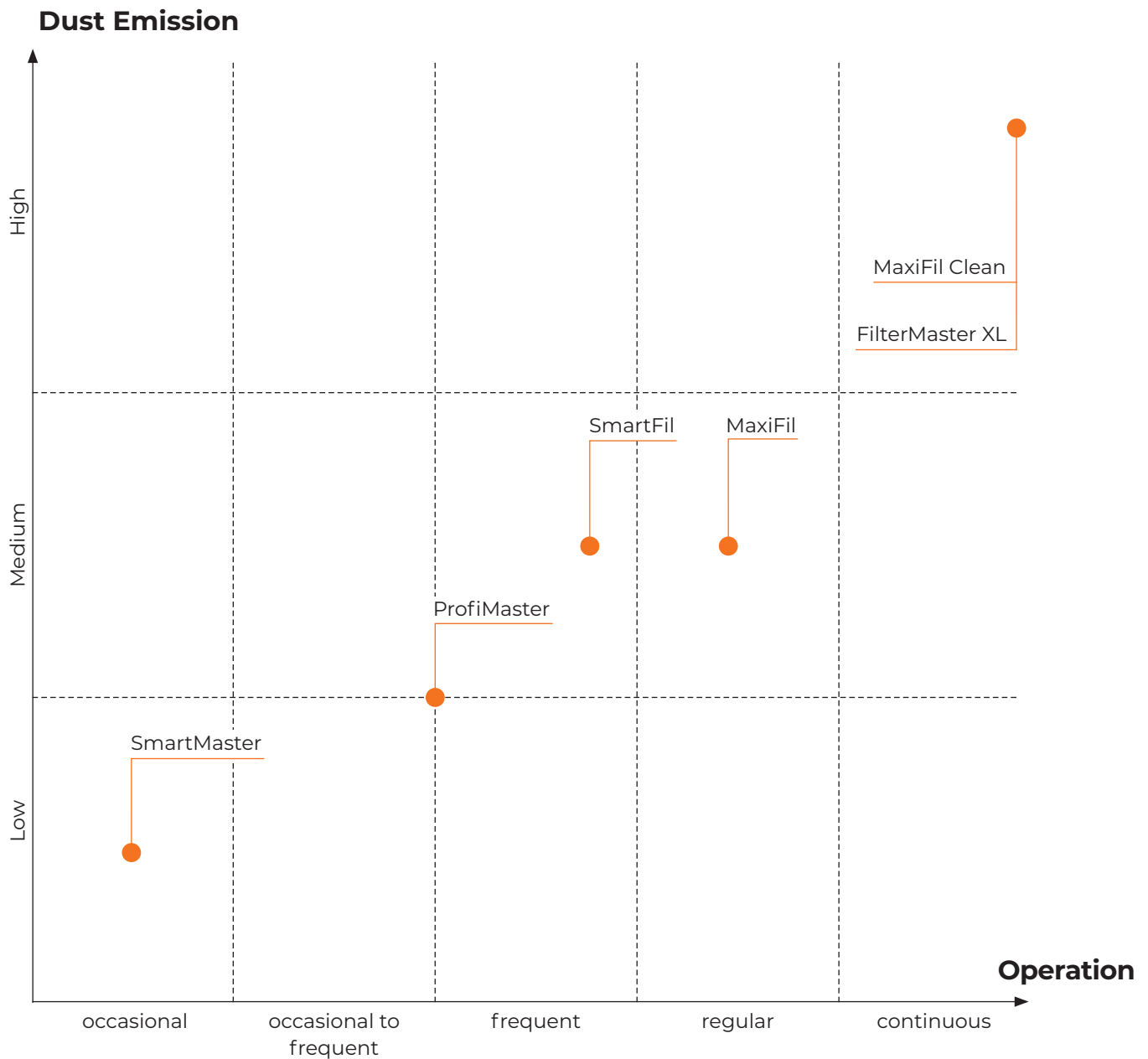
Filter Master XL

MaxiFil Clean

2	2	1	2
Storage filter	Storage filter	Cleanable filter	Cleanable filter
ca. 25 m ²	ca. 42 m ²	ca. 10 m ²	ca. 15 m ²
SafeChangeFilter	SafeChangeFilter	Filter cartridge	Filter cartridge
Non-woven polyester	Non-woven polyester	ePTFE-Membran	ePTFE-Membran
> 99,5%	> 99,5%	> 99,9%	> 99,9%
E12	E12		
Pre-filter (aluminium)	Pre-filter (aluminium)	-	Cyclone pre-filter
1.100 m ³ /h	1.100 m ³ /h	1.000 m ³ /h	1.100 m ³ /h
795 x 836 x 1.169 mm	810 x 825 x 1.150 mm	655 x 655 x 1.460 mm	810 x 940 x 1.350 mm
131 kg	129 kg	155 kg	206 kg
1,5 kW	1,5 kW	1,5 kW	1,5 kW
3 x 400 V / 50 Hz	3 x 400 V / 50 Hz	3 x 400 V / 50 Hz	3 x 400 V / 50 Hz
3,1 A	3,1 A	3,2 A	3,75 A
70 dB(A)	70 dB(A)	69 dB(A)	72 dB(A)
W3-Approved	W3-Approved	W3-Approved	W3-Approved
Radial fan	Radial fan	Radial fan	Radial fan
x	x		x

Art.-Nr.	Art.-Nr.	Art.-Nr.	Art.-Nr.
64 650 100	65 650 100	62 100 100	67 150 100
64 650 101	65 650 101	62 100 101	67 150 101
64 650 102	65 650 102	62 100 102	67 150 102
64 650 103	65 650 103		67 150 103
64 650 104	65 650 104		67 150 104
64 650 105	65 650 105		67 150 105
x	x		x
x	x		x

Range of application



	SmartMaster	Profimaster	SmartFil	MaxiFil	Filter-Master XL	MaxiFil Clean
High-alloy steel						
non-ferrous metal (IFA)	x	x	x	x	x	x
TIG welding						
Chromium	x	x	x	x		
nickel steel						





Selection criteria

Emission rate		Material		Use	
Application example		Occasional	Occasional to frequent	Regular	Continuous
Class I & II < 1 - 2 mg/s Submerged arc welding TIG welding Laser welding	Non-alloy	SmartMaster	SmartMaster	ProfiMaster	SmartFil*
	Low-alloy		ProfiMaster	SmartFil*	MaxiFil
			SmartFil*	MaxiFil	
Class III 2-25mg/s Electric arc welding MIG/MAG welding	Aluminum	SmartMaster	SmartMaster	ProfiMaster	SmartFil*
			ProfiMaster	SmartFil*	MaxiFil
			SmartFil*	MaxiFil	
Class IV > 25mg/s Flux-cored wire welding	High-alloy	SmartMaster	SmartMaster	ProfiMaster	SmartFil*
	Alloy Steel		ProfiMaster	SmartFil*	MaxiFil
			SmartFil*	MaxiFil	
Class III 2-25mg/s Electric arc welding MIG/MAG welding	Non-alloy	SmartMaster	ProfiMaster SmartFil*	SmartFil*	MaxiFil Clean
	Low-alloy			MaxiFil	Filter-Master XL
	Aluminum			Filter-Master XL	
Class IV > 25mg/s Flux-cored wire welding	High-alloy	SmartMaster	ProfiMaster SmartFil*	SmartFil*	MaxiFil Clean
	Non-ferrous			MaxiFil	Filter-Master XL
	metal			Filter-Master XL	
Class IV > 25mg/s Flux-cored wire welding	Non-alloy	ProfiMaster SmartFil	SmartFil*	MaxiFil Clean	MaxiFil Clean
	Low-alloy		MaxiFil	Filter-Master XL	Filter-Master XL
	Aluminum		Filter-Master XL		
Class IV > 25mg/s Flux-cored wire welding	High-alloy	ProfiMaster SmartFil*	SmartFil*	MaxiFil	MaxiFil
	Non-ferrous		MaxiFil	Filter-Master XL	MaxiFil Clean
	metal		Filter-Master XL		Filter-Master XL

Recommendations based on European norms and expected change or cleaning intervals of the filters.

*with optional 42m² filter

SmartMaster

 **Occasional use**

 **Entry level unit**



Applications

- Suitable for all materials, including high-alloy steel
- Low amounts of smoke/dust
- Occasional use

Properties

- Handle with cable holder
- Rotating exhaust hood

Benefits

- Exhaust arm requires less adjustment due to flow-optimised exhaust hood design
- Increased safety due to filter monitoring
- Flexible use due to hose connection

Technical Data

Filter	
Filter stages	3
Filter method	Storage Filter
Filter surface	13 m ²
Type of filter	Filter cassette
Filter material	Non-woven fibre
Filter efficiency	> 99.5 %
Filter class	E12
Additional filters	Two pre-filters
Basic data	
Extraction capacity	950 m ³ /h
Dimensions (w x h x t)	722 x 753 x 909 mm
Weight	71 kg
Motor power	1.1 kW
Power supply	1 x 230 V / 50 Hz
Rated current	6.7 A
Control voltage	230 V, AC
Noise level	72 dB(A)
Additional information	
Fan type	Radial fan
Diameter extraction arm	150 mm

Order Data

Art. No.	Description
64 300	2 m Arm, flexible exhaust arm
64 330	3 m Arm, flexible exhaust arm
64 310	3 m suction hose and nozzle

Replacement Parts and Accessories

Art. No.	Description
109 0454	Main filter 13 m ²
109 0453	Pre-filter cassette
109 0452	Pre-filter mats (10 per set)
79 103 00	Exhaust hood
79 103 02	Swivel joint for mobile units
127 0091	Protection mesh for exhaust hood
106 0290	Rubber rings set of 10



ProfiMaster, one exhaust arm

 Occasional use

 High capacity filter



Applications

- Suitable for all materials, including high-alloy steel
- Low to medium levels of smoke and dust
- Occasional to frequent use

Properties

- Rotating exhaust hood

Benefits

- Safe operation by rotation field control
- Maintenance door allows easy filter change
- Exhaust arm requires less adjustment due to flow-optimised exhaust hood design
- Increased safety due to filter monitoring

Accessories

- Automatic start/stop

Technical Data

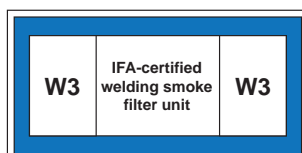
Filter	
Filter stages	2
Filter method	Storage Filter
Filter surface	17 m ²
Type of filter	Filter cassette
Filter material	Non-woven fibre
Filter efficiency	> 99.5 %
Filter class	E12
Additional filters	Pre-filter
Basic data	
Extraction capacity	1100 m ³ /h
Dimensions (w x h x t)	797 x 828 x 977 mm
Weight	104 kg
Motor power	1.1 kW
Power supply	3 x 400 V / 50 Hz
Rated current	2.3 A
Control voltage	24 V, DC
Noise level	72 dB(A)
Additional information	
Fan type	Radial fan
Diameter extraction arm	150 mm

Order Data

Art. No.	Description
60 650 100	2 m Arm, flexible exhaust arm
60 650 101	3 m Arm, flexible exhaust arm
60 650 102	4 m Arm, flexible exhaust arm
60 650 103	2 m Arm, rigid metal tube arm
60 650 104	3 m Arm, rigid metal tube arm
60 650 105	4 m Arm, rigid metal tube arm

Replacement Parts and Accessories

Art. No.	Description
109 0457	Main filter 17 m ²
109 0033	Pre-filter mats (10 per set)
109 0013	Alu mesh Pre-filter insert
94 102 781	Automatic Start/Stop module with 5m connection cable
79 103 00	Exhaust hood
79 103 02	Swivel joint for mobile units
127 0091	Protection mesh for exhaust hood
106 0290	Rubber rings set of 10



ProfiMaster, two exhaust arms

 **Occasional use**

 **For two workplaces**



Applications

- Low to medium levels of smoke and dust
- Occasional to frequent use

Properties

- Rotating exhaust hood

Benefits

- Safe operation by rotation field control
- Maintenance door allows easy filter change
- Exhaust arm requires less adjustment due to flow-optimised exhaust hood design
- Increased safety due to filter monitoring
- Space-saving solution due to two extraction arms
- Possibility of working in two alternating places due to dampers in the extraction hood

Accessories

- Automatic start/stop

Technical Data

Filter	
Filter stages	2
Filter method	Storage Filter
Filter surface	17 m ²
Type of filter	Filter cassette
Filter material	Non-woven fibre
Filter efficiency	> 99.5 %
Filter class	E12
Additional filters	Pre-filter
Basic data	
Extraction capacity	2 x 700 m ³ /h
Dimensions (w x h x t)	797 x 828 x 977 mm
Weight	113.8 kg
Motor power	1.1 kW
Power supply	3 x 400 V / 50 Hz
Rated current	2.3 A
Control voltage	24 V, DC
Noise level	72 dB(A)
Additional information	
Fan type	Radial fan
Diameter extraction arm	150 mm

Order Data

Art. No.	Description
60 650 DA 100	2 m Arm, flexible exhaust arm
60 650 DA 101	3 m Arm, flexible exhaust arm
60 650 DA 102	4 m Arm, flexible exhaust arm
60 650 DA 103	2 m Arm, rigid metal tube arm
60 650 DA 104	3 m Arm, rigid metal tube arm
60 650 DA 105	4 m Arm, rigid metal tube arm

Replacement Parts and Accessories

Art. No.	Description
109 0457	Main filter 17 m ²
109 0033	Pre-filter mats (10 per set)
109 0013	Alu mesh Pre-filter insert
94 102 782	Automatic Start/Stop module with 5m connection cable
79 103 00	Exhaust hood
79 103 02	Swivel joint for mobile units
127 0091	Protection mesh for exhaust hood
106 0290	Rubber rings set of 10



SmartFil

 **Frequent use**

 **High filter capacity**



Applications

- Suitable for all materials, including high-alloy steel
- Medium levels of smoke and dust
- Frequent use
- Alternating work places

Properties

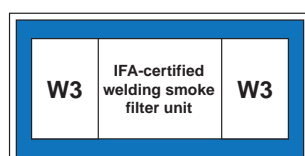
- 360 degrees rotating exhaust hood with damper
- Compact and solid design

Benefits

- Exhaust arm requires less adjustment due to flow-optimised exhaust hood design
- Increased safety due to filter monitoring
- Increased safety with safe filter change

Accessories

- Automatic start/stop
- Workplace lighting incl. on/off switch at the hood



Technical Data

Filter	
Filter stages	2
Filter method	Storage Filter
Filter surface	25 m ²
Type of filter	Safe Change Filter
Filter material	Non-woven polyester
Filter efficiency	> 99.5 %
Filter class	E12
Additional filters	Pre-filter (aluminium)
Basic data	
Extraction capacity	1100 m ³ /h
Dimensions (w x h x t)	795 x 836 x 1169 mm
Weight	131 kg
Motor power	1.5 kW
Power supply	3 x 400 V / 50 Hz
Rated current	3.1 A
Control voltage	24 V, DC
Noise level	70 dB(A)
Additional information	
Fan type	Radial fan

Order Data

Art. No.	Description
64 650 100	2 m Arm, flexible exhaust arm
64 650 101	3 m Arm, flexible exhaust arm
64 650 102	4 m Arm, flexible exhaust arm
64 650 103	2 m Arm, rigid metal tube arm
64 650 104	3 m Arm, rigid metal tube arm
64 650 105	4 m Arm, rigid metal tube arm

Replacement Parts and Accessories

Art. No.	Description
109 0675	Replacement filter 25 m ²
109 0517	Replacement filter 42 m ²
94 102 781	Automatic Start/Stop module with 5m connection cable
79 103 00	Exhaust hood
79 103 040	LED Lightning kit (basic equipment)
79 103 045	LED Lightning kit (retrofit)
79 103 02	Swivel joint for mobile units
127 0091	Protection mesh for exhaust hood
106 0290	Rubber rings set of 10

MaxiFil

 Regular use

 High filter capacity



Applications

- Suitable for all materials, including high-alloy steel
- Medium levels of smoke and dust
- Regular use

Properties

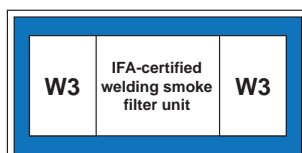
- Rotating exhaust hood

Benefits

- Increased safety due to filter monitoring
- Increased safety with safe filter change
- Very economic due to long lasting high capacity filters

Accessories

- Automatic start/stop
- Workplace lighting incl. on/off switch at the hood



Technical Data

Filter	
Filter stages	2
Filter method	Storage Filter
Filter surface	42 m ²
Type of filter	Safe Change Filter
Filter material	Non-woven polyester
Filter efficiency	> 99.5 %
Filter class	E12
Additional filters	Pre-filter (aluminium)
Basic data	
Extraction capacity	1100 m ³ /h
Dimensions (w x h x t)	803 x 892 x 1109 mm
Weight	129 kg
Motor power	1.5 kW
Power supply	3 x 400 V / 50 Hz
Rated current	3.1 A
Control voltage	24 V, DC
Noise level	70 dB(A)
Additional information	
Fan type	Radial fan
Diameter extraction arm	150 mm

Order Data

Art. No.	Description
65 650 100	2 m Arm, flexible exhaust arm
65 650 101	3 m Arm, flexible exhaust arm
65 650 102	4 m Arm, flexible exhaust arm
65 650 103	2 m Arm, rigid metal tube arm
65 650 104	3 m Arm, rigid metal tube arm
65 650 105	4 m Arm, rigid metal tube arm

Replacement Parts and Accessories

Art. No.	Description
109 0517	Replacement filter 42 m ²
109 0472	Pre-filter mats (10 per set)
94 102 702	Automatic Start/Stop module with 5m connection cable
79 103 00	Exhaust hood
79 103 040	LED Lightning kit (basic equipment)
79 103 045	LED Lightning kit (retrofit)
79 103 02	Swivel joint for mobile units
127 0091	Protection mesh for exhaust hood
106 0290	Rubber rings set of 10



In continuous use against welding fumes: clean workplaces thanks to MaxiFil

In the past, a blanket of welding fumes regularly formed in the production area. Nobels B.V. in the Netherlands has always attached great importance to occupational safety. But with an overall view of the indoor air quality, the inventor of the first devices for the mechanical harvesting and planting of flower bulbs thought ahead in terms of protective welding equipment. This was driven by the increase in employee productivity at the headquarters in Noordwijkerhout. The fact that the Netherlands has one of the strictest occupational exposure limits in the world has accelerated efforts to achieve even more.

42 m²: Largest filter surface in the equipment class

Together with KEMPER, Nobels B.V. developed a customised air pollution control concept. The collection of hazardous substances directly at the point of origin had top priority. To begin with, KEMPER centralised the eight previously distributed welding workstations in the middle of the hall and created a welding workshop with several separate units in the open production architecture. To prevent the welding fumes from spreading in the hall air, the extraction technology specialist equipped each of them with its own device for source extraction.

The eight **MaxiFil extraction units** combine a maximum level of protection with easy handling for the welder. With the largest **filter surface of 42 square metres** available on the market in this equipment class, it is ideal for industrial applications. The Nobels welders extract hazardous substances directly at the point of origin with the **extraction hood that can be rotated through 360 degrees**. So that the welders were able to track the extraction to all areas of the respective individual workstation, KEMPER designed the flexible, easily manageable and self-supporting extraction arms with the appropriate length.

The integrated **LED lights** provide the welders with a better view of the welding seam and the workpiece. Because the extraction units are mobile, welders can quickly reposition them **with just one hand**. Thanks to its **W3 certification**, Nobels also uses it to detect carcinogenic hazardous substances when welding high-alloy steel. Replacement of the storage filter is contamination-free due to the clever design.



"The problem of the welding fumes blanket is solved. Our employees are now very satisfied with the good air quality."

Ramon Kocken

Production manager bei Nobels B.V



CleanAirTower SF filter towers supporting source extraction

The open workshop layout raised questions about the protection of all employees, however. That is why KEMPER installed four CleanAirTower SFs simply via Plug & Play. In addition to local exhaust ventilation, the stand-alone general ventilation systems clean the hall air according to the recommended principle of layer ventilation. Like the MaxiFil devices, they also have storage filters.



Comparative Test





Test conditions

Welding current: 312 A

Welding voltage: 30,3 V

Wire diameter: 1,2 mm

Wire feed: 11 m/min

Model	Recommended application	Filter surface	Welding time in hours (Arc time)	Usage of welding wire (kg)*	Filter life (Factor)
SmartMaster	occasional	13 m ²	6 ¾	40,7 	100%
ProfiMaster	frequent	17 m ²	13	86 	210%
SmartFil	frequent	25 m ²	20	114 	280%
MaxiFil	regular	42 m ²	33 ¾	218 	540%

Note:

- The results were established by extensive durability test on an automatic welding system
- The lower the filter surface, the higher is the airspeed across the filter media. The particles form a solid filter cake and the flow through the filter media is restricted. The dust load capacity is very poor.
- The higher the filter surface, the lower is the airspeed across the filter media. Particles form an open porous filter cake which acts as an additional filter. The air can flow through the filter cake and the filter media easily for a long time. The dust storage capacity is very high. This is the reason for the much longer filter life of the MaxiFil.

* 15kg reel

The new extraction hood

Available soon!

Diameter:
**180 mm
and larger
hood**

Higher volume flow and capture rate during welding

Extract welding fumes even more effectively with the new, significantly larger extraction hood from KEMPER. The enlargement of the extraction hood as well as the extraction arm cross-section provides for a particularly high volume flow and thus also for a significantly higher degree of capture during welding. Thanks to the ergonomic shape, handling - even with protective gloves - is very easy. The robust and illuminated pressure switches also provide even more comfort in use.

Ultra-bright, energy-saving LED strip

For complete illumination of the welding area, the new extraction hood is equipped with an ultra-bright, energy-saving LED strip, which is attached to the hood above the extraction area.



The highlights



Air flow measurement at the point of origin

With an air flow measurement at the point of origin, you are covered for future legal standards. Visual and acoustic signals when the air flow rate falls below the limit also give you a feeling of safety.



30% higher air flow

The enlargement of the extraction hood and the extraction arm as well as the new position of the LED strip provide for a comparatively 30% increase in the effectiveness of the air flow and thus the extraction performance.



Enormously high sealing tightness

The bayonet fitting for connecting the extraction hose is quickly mounted and provides a significantly higher overall seal than a rubber seal commonly used by manufacturers, which is associated with high wear.



20% higher capture rate

Due to the enlargement of the capture area, welding fumes can be extracted 20% more effectively. At the same time, this increases user acceptance and the hood needs to be adjusted less.

KEMPERbeats

Create your personal workspace. The Bluetooth loudspeaker in the extraction hood provides for maximum motivation and optimum health protection at the workplace - true to the motto: Safe and Sound!



Step 1 - Connect

Connect the mobile device to the extraction hood easily via Bluetooth.



Step 2 - Select

Select your favourite playlists to listen to while you work.



Step 3 - Extract

Press play, start the music and work. You'll increase motivation and productivity. Always follow the extraction hood so that you are reliably protected while listening to songs at the best volume.

MaxiFil AC

 **Regular use**

 **Activated carbon filter**



Applications

- Absorption of gases and odors
- Medium levels of smoke and dust
- Regular use

Properties

- Exhaust arm up to 4 m
- Activated carbon filter with 7.8 kg filling volume
- Rotating exhaust hood

Benefits

- Safe operation by rotation field control
- Exhaust arm requires less adjustment due to flow-optimised exhaust hood design
- Increased safety due to filter monitoring
- Increased safety with safe filter change
- Very economic due to long lasting high capacity filters

Accessories

- Automatic start/stop
- Workplace lighting incl. on/off switch at the hood

Technical Data

Filter	
Filter stages	3
Filter method	Storage Filter
Filter surface	34 m ²
Type of filter	Safe Change Filter
Filter material	Non-woven polyester
Filter efficiency	> 99.5 %
Filter class	E12
Additional filters	Pre-filter (aluminum) and activated charcoal filter
Basic data	
Extraction capacity	950 m ³ /h
Dimensions (w x h x t)	803 x 892 x 1109 mm
Weight	135 kg
Motor power	1.5 kW
Power supply	3 x 400 V / 50 Hz
Rated current	3.1 A
Control voltage	24 V, DC
Noise level	70 dB(A)
Additional information	
Fan type	Radial fan
Diameter extraction arm	150 mm

Order Data

Art. No.	Description
65 650 AK 100	2 m Arm, flexible exhaust arm
65 650 AK 101	3 m Arm, flexible exhaust arm
65 650 AK 102	4 m Arm, flexible exhaust arm
65 650 AK 103	2 m Arm, rigid metal tube arm
65 650 AK 104	3 m Arm, rigid metal tube arm
65 650 AK 105	4 m Arm, rigid metal tube arm

Replacement Parts and Accessories

Art. No.	Description
109 0515	Set Main filter and activated charcoal filter
109 0504	Replacement filter 34 m ²
109 0505	Activated charcoal filter
94 102 702	Automatic Start/Stop module with 5m connection cable
79 103 00	Exhaust hood
79 103 040	LED Lightning kit (basic equipment)
79 103 045	LED Lightning kit (retrofit)
79 103 02	Swivel joint for mobile units
127 0091	Protection mesh for exhaust hood
106 0290	Rubber rings set of 10

Filter-Master XL

 **Non-stop operation**

 **Automatic filter cleaning**



Applications

- Suitable for all materials, including high-alloy steel
- High levels of smoke and particles
- Non-stop operation

Properties

- 360 degrees rotating exhaust hood with damper
- Automatic filter cleaning
- KemTex® ePTFE filter cartridge
- Rotation field control
- Rotating exhaust hood

Benefits

- High efficiency due to automatic filter cleaning
- Exhaust arm requires less adjustment due to flow-optimised exhaust hood design
- Best health protection for employees by use of KemTex® ePTFE filter cartridge with surface filtration
- Safe operation by rotation field control

Technical Data

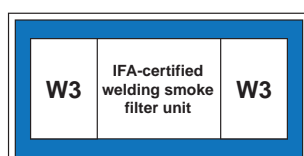
Filter	
Filter stages	1
Filter method	Cleanable filter
Filter cleaning method	Rotating nozzle
Filter surface	10 m ²
Type of filter	Filter cartridge
Filter material	ePTFE membrane
Filter efficiency	> 99.9 %
Dust classification	M
Basic data	
Extraction capacity	1000 m ³ /h
Dimensions (w x h x t)	643 x 816 x 1457 mm
Weight	155 kg
Motor power	1.5 kW
Power supply	3 x 400 V / 50 Hz
Rated current	3.2 A
Noise level	69 dB(A)
Additional information	
Fan type	Radial fan
Compressed air supply	5 - 6 bar
Diameter extraction arm	150 mm

Order Data

Art. No.	Description
62 100 100	2 m Arm, flexible exhaust arm
62 100 101	3 m Arm, flexible exhaust arm
62 100 102	4 m Arm, flexible exhaust arm

Replacement Parts and Accessories

Art. No.	Description
109 0438	KemTex® ePTFE membrane cartridge filter 10 m ²
79 103 00	Exhaust hood
79 103 02	Swivel joint for mobile units
127 0091	Protection mesh for exhaust hood
106 0290	Rubber rings set of 10



Suitable for alveole exchangeable dusts
separation > 99 % of particles < 0,4 µm

MaxiFil Clean

..... **Non-stop operation**

 **Contamination free dust disposal**



Applications

- Suitable for all materials, including high-alloy steel
- High levels of smoke and particles
- Non-stop operation

Properties

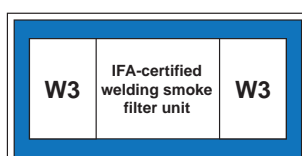
- Automatic filter cleaning
- Exhaust arm up to 4 m
- Cleanable filter
- Automatic dust removal - contamination-free
- Rotating exhaust hood
- Spark separator

Benefits

- Safe operation by rotation field control
- Exhaust arm requires less adjustment due to flow-optimised exhaust hood design
- Increased safety due to filter monitoring
- Increased safety by means of automatic dust removal in cartridges, contamination-free
- Very economic due to long lasting high capacity filters

Accessories

- Automatic start/stop
- Workplace lighting incl. on/off switch at the hood



Technical Data

Filter	
Filter stages	2
Filter method	Cleanable filter
Filter cleaning method	Rotating nozzle
Filter surface	15 m ²
Type of filter	Filter cartridge
Filter material	ePTFE membrane
Filter efficiency	> 99.9 %
Dust classification	M
Additional filters	Cyclone pre-filter
Basic data	
Extraction capacity	1100 m ³ /h
Dimensions (w x h x t)	810 x 940 x 1350 mm
Weight	206 kg
Motor power	1.5 kW
Power supply	3 x 400 V / 50 Hz
Rated current	3.2 A
Control voltage	24 V, DC
Noise level	72 dB(A)
Additional information	
Fan type	Radial fan
Compressed air supply	5 - 6 bar
Diameter extraction arm	150 mm

Order Data

Art. No.	Description
67 150 100	2 m Arm, flexible exhaust arm
67 150 101	3 m Arm, flexible exhaust arm
67 150 102	4 m Arm, flexible exhaust arm
67 150 103	2 m Arm, rigid metal tube arm
67 150 104	3 m Arm, rigid metal tube arm
67 150 105	4 m Arm, rigid metal tube arm

Replacement Parts and Accessories

Art. No.	Description
109 0469	KemTex® ePTFE membrane cartridge filter 15 m ²
119 0688	Dust collection cartridge (Set of 4)
94 102 702	Automatic Start/Stop module with 5m connection cable
79 103 00	Exhaust hood
79 103 040	LED Lightning kit (basic equipment)
79 103 045	LED Lightning kit (retrofit)
79 103 02	Swivel joint for mobile units
127 0091	Protection mesh for exhaust hood
106 0290	Rubber rings set of 10





MaxiFil Clean – the all-rounder for professional welders



Creating the technical prerequisites for outstanding quality of baked goods is a high priority for König Maschinen GmbH, headquartered in Austria, in addition to the health of its employees. The leading manufacturer of small pastry machines was looking for an effective air pollution control solution to optimise occupational health and safety at its production site in Hungary. This provides welders with optimum protection along the entire hazardous substance chain and also maintains the flexibility of employees in the workplace.

Due to the high intensity of hazardous substances that occur when processing the components, the manufacturer decided on the mobile MaxiFil Clean extraction units from KEMPER. A total of 29 systems were purchased and indicates the industrial scale of welding at König in Hungary.

Effective along the entire hazardous substance chain

MaxiFil Clean provides König with an extraction system that covers the entire pollutant cycle – from collection by optimised collection elements and the separation of hazardous substances through high-quality filter media up to the disposal of hazardous substances. The welders at König can move the mobile MaxiFil Clean, which keeps them flexible and lets them work at changing workplaces.

The **automatic filter cleaning system** makes MaxiFil Clean the ideal extraction unit for König's needs: Not only does the integrated filter cartridge separate more than 99.97 percent of fine dust over an area of 15 square metres, it is also self-cleaning during operation.

After filtering, the device automatically conveys the dust particles into an easy-to-close, disposable cartridge. In contrast to conventional solutions, users do not come into contact with the pollutant-containing particles during dust removal – and disposal is **completely free of contamination**. Now, shortly after purchase, König is already able to see a positive result: The 29 MaxiFil Clean systems ensure high indoor air quality and protect the employees from any carcinogenic hazardous substances during welding.

Free warranty extension

You have received your new welding fume filter unit from KEMPER and have already put it into operation? Then you have taken a big step towards improving air quality. Even after the purchase, we are happy to provide you with advice and support, because customer satisfaction is a top priority at KEMPER.

You often only notice how pleasant warranty protection is when it is missing. That is why we offer for many of our extraction units* - completely free of charge and without obligation - an extension of the legal warranty period from 12 to 24 months. Simply register your new welding fume extraction unit online. As a thank you we will extend the warranty of your new filter unit from 12 to 24 months.

With the extension of the warranty period, you are also on the safe side after the statutory warranty period safe side.

Procedure for extending the warranty

A registration card is included with your new extraction unit*.

Proceed as follows to register:

- Call up the printed link on the card.
- Log in and register your product
- You will then automatically receive a confirmation together with the warranty certificate.
- Benefit from this free service and register your extraction unit now.

Do you have any questions or suggestions? Simply contact us by phone at **+49 (0) 2564 - 68 0** or send us an email to **service@kemper.eu**.

WARRANTY TIME EXTENSION

GARANTIEZEITVERLÄNGERUNG / WARRANTY TIME EXTENSION

Registrieren Sie Ihr Produkt online und wir verlängern Ihre Garantie von **12 auf 24 Monate!**


Register your product online and we extend your warranty from **12 to 24 months!**

S/N: 123456789

ONLINE PRODUCT REGISTRATION

LINK: www.kemper.eu/123456789

CODE: 1234




1




Eingabe LINK
Enter LINK

2



Registrieren
Register

3



2 Jahre Garantie
2 years warranty

KEMPER service@kemper.eu | www.kemper.eu

683 0453

*applies to units that come with a warranty extension card



Capture hood with lighting

For MaxiFil, MaxiFil Clean

Art. No.	Description
79 103 040	Lighting kit incl. exhaust hood, 2 x 5 W LED lights (original equipment for filter units)
79 103 045	Lighting kit incl. exhaust hood, 2 x 5 W LED lights (retrofit for existing filter units)



Capture hood with lighting

For welding smoke filter, electrostatic filter, cartridge filter

Art. No.	Description
79 103 046	Lighting kit for single arm filter units with exhaust hood 2 x 5 W LED lights, Trafo-Box (original equipment for filter units)
79 103 047	Lighting kit for twin arm filter units with exhaust hood 2 x 5 W LED lights, Trafo-Box (original equipment for filter units)
79 103 035	Lighting kit for single arm filter units with exhaust hood 2 x 5 W LED lights, Trafo-Box (retrofit for filter units)
79 103 036	Lighting kit for twin arm filter units with exhaust hood 2 x 5 W LED lights, Trafo-Box (retrofit for filter units)



Replacement hood

Exhaust hood for the exhaust arms and telescopic exhaust arms, incl. swivel joint and fastening.


Art. No.	Description
79 103 00	Exhaust hood



Automatic Start/Stop

Automatic start/stop for stationary extraction units

Art. No.	Description
94 102 702	For MaxiFil, MaxiFil Clean, VacuFil: Automatic start/stop sensor, 5 m connection cable
94 102 781	For ProfiMaster and SmartFil: Automatic start/stop sensor, 5 m connection cable and adapter for single arm filter units
94 102 782	For ProfiMaster: Automatic start/stop sensor, 5 m connection cable and adapter for twin arm filter units
94 102 704	For VacuFil 500 and Cartridge Filter: Automatic start/stop sensor, 5 m connection cable



Protective mesh

Replacement mesh for the KEMPER exhaust hood

Art. No.	Description
127 0091	Protection mesh for exhaust hood



Replacement hose for flexible exhaust arm

Replacement hoses for exhaust arms and telescopic exhaust arms. Polyester hose with PVC coating and an internal steel wire spiral.

Art. No.	Description
114 0348	For exhaust arms 2,0 m, Ø150mm
114 0349	For exhaust arms 3,0 m, Ø150mm
114 0350	For exhaust arms 4,0 m, Ø150mm



Replacement hoses for rigid metal tube arms

Polyester hose with PVC coating and an internal steel wire spiral.

Art. No.	Description
79 103 40	Set of replacement hoses (3 pcs.)
79 103 10	Set of HT hoses (3 pcs.)



Swivel Joint

Art. No.	Description
79 103 02	Swivel joint for mobile units



Replacement hose 3,0 m

Art. No.	Description
93 096	Replacement hose for SmartMaster 64310, 3,0 m, Ø150mm



Extraction nozzle

Art. No.	Description
770 200 0001	Extraction nozzle for SmartMaster 64310, DN150



Rubber rings

Art. No.	Description
106 0290	Rubber rings set of 10



Spare filter for SmartMaster

Art. No.	Description
109 0454	Main filter 13 m ²
109 0452	Pre-filter mats (10 per set)
109 0453	Pre-filter cassette



Spare filter for ProfiMaster

Art. No.	Description
109 0457	Main filter 17 m ²
109 0033	Pre-filter mats (10 per set)
109 0013	Aluminium pre-filter for ProfiMaster, Filter-Cell, Filter-Table



Replacement filter 25 m² for SmartFil

Art. No.	Description
109 0675	Replacement filter 25 m ²



Replacement filter 42 m²

For SmartFil, MaxiFil, WallMaster

Art. No.	Description
109 0517	Replacement filter 42 m ²
109 0472	Pre-filter mats (10 per set)



Set Main filter and activated charcoal filter

Art. No.	Description
109 0515	Set Main filter and activated charcoal filter
109 0504	Replacement filter 34 m ²
109 0505	Activated charcoal filter
109 0472	Pre-filter mats (10 per set)



KemTex® ePTFE Spare filter 10 m²

For Filter-Master XL, Filter-Cell XL

Art. No.	Description
109 0438	KemTex® ePTFE membrane cartridge filter 10 m ²



Dust collection cartridge for MaxiFil Clean

Art. No.	Description
119 0688	Dust collection cartridge (Set of 4)
109 0469	15 m ² KemTex® ePTFE membrane cartridge filter



Spare filter for FilterMaster

Type: 64 100 ...

Art. No.	Description
21 400	Spare filter 13,3 m ²
109 0033	Pre-filter mats (10 per set)



Spare filter for Welding Smoke Filter

Type: 84 100 ..., 84 200 ..., 91 550 ...

Art. No.	Description
109 0010	Main filter 15,8 m ²
109 0033	Pre-filter mats (10 per set)



Replacement filter for welding fumes with charcoal

Type: 84 101 ..., 84 201 ...

Art. No.	Description
109 0005	Activated charcoal filter



Spare filter for Welding Smoke Filter IFA

Type: 84 150 ...


Art. No.	Description
109 0227	Main filter 17,1 m ²
109 0033	Pre-filter mats (10 per set)



Spare filter for Cartridge Filter

Type: 82 100 ..., 82 200 ..., 82 150 ...

Art. No.	Description
109 0434	KemTex® ePTFE membrane cartridge filter 4 m ²



KEMPER Maxifit



Extraction Systems - Stationary

Overview

Areas of application for stationary filter units	41
Selection criteria for stationary filter units	42

Storage filter

WallMaster	43
MaxiFil Stationary	45
Filter-Table	47

Cleanable Filter

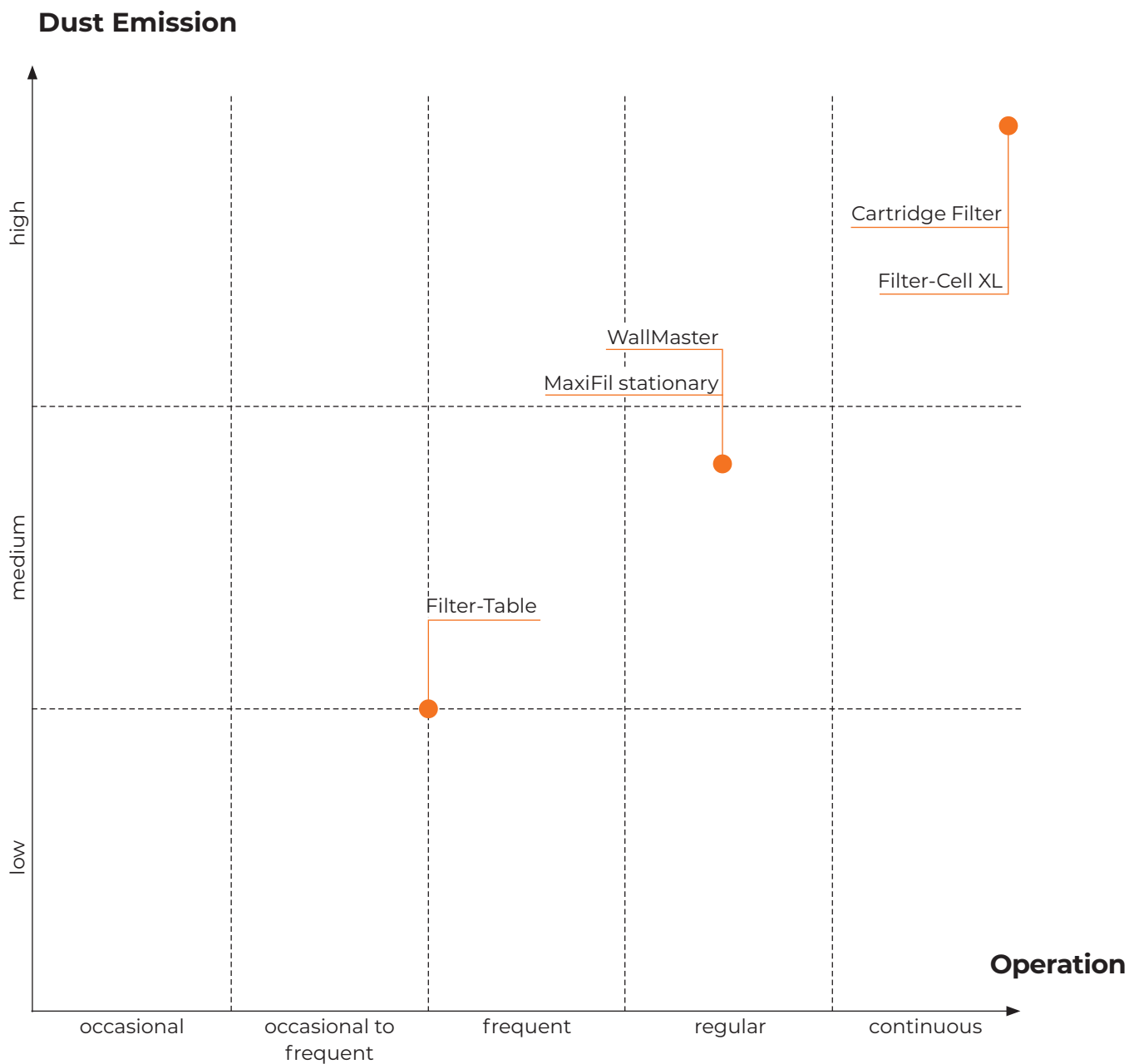
Cartridge Filter, stationary	49
Filter-Cell XL	52

Accessories And Replacement Parts

Accessories and spare parts for stationary units	53
Spare filter for stationary units	55



Range of application



	Filter-Table	Cartridge Filter	Filter-Cell XL	MaxiFil stationary	WallMaster
High-alloy steel	x*	x*	x*	x*	
non-ferrous metal (IFA)					
TIG welding				x*	x*
Chromium nickel steel	x*				

* Units can be equipped with exhaust air connector

Selection criteria

Emission rate		Material		Use	
Application example		Occasional	Occasional to frequent	Regular	Continuous
Class I & II < 1-2 mg/s Submerged arc welding TIG welding Laser welding	Non-alloy	WallMaster	WallMaster	WallMaster	MaxiFil stationary
	Low-alloy	Filter-Table	Filter-Table	MaxiFil stationary	Cartridge Filter
				Filter-Table	Filter-Cell XL
	Aluminum	WallMaster	WallMaster	WallMaster	MaxiFil stationary
		Filter-Table	Filter-Table	MaxiFil stationary	Cartridge Filter
				Filter-Table	Filter-Cell XL
	High-alloy	WallMaster	WallMaster	WallMaster	MaxiFil stationary ^{*3}
	Alloy Steel^{*2}	Filter-Table	Filter-Table	MaxiFil stationary ^{*3}	Cartridge Filter ^{*1}
				Filter-Table	Filter-Cell XL ^{*1}
Class III 2-25 mg/s Electric arc welding MIG/MAG welding	Non-alloy	WallMaster	WallMaster	MaxiFil stationary	Cartridge Filter
	Low-alloy	Filter-Table	Filter-Table	Cartridge Filter	Filter-Cell XL
	Aluminum			Filter-Cell XL	
	High-alloy	WallMaster	WallMaster	MaxiFil stationary	Patronenfilter
	Non-ferrous metal^{*2}	Filter-Table	Filter-Table	Cartridge Filter	Filter-Cell XL
				Filter-Cell XL	
Class IV > 25 mg/s Flux-cored wire welding	Non-alloy	WallMaster	MaxiFil stationary	Cartridge Filter	Cartridge Filter
	Low-alloy	Filter-Table	Cartridge Filter	Filter-Cell XL	Filter-Cell XL
	Aluminum		Filter-Cell XL		
	High-alloy	WallMaster	MaxiFil stationary	MaxiFil stationary	MaxiFil stationary
	Non-ferrous metal^{*2}	Filter-Table	Cartridge Filter	Cartridge Filter	Cartridge Filter
			Filter-Cell XL	Filter-Cell XL	Filter-Cell XL



Recommendations based on European norms and expected change or cleaning intervals of the filters.

*¹ except TIG welding of chromium-nickel-steel

*² Units can be operated with outgoing air duct

*³ Unit is IFA tested *² does not apply

WallMaster

-  **Regular use**
-  **Modularly expandable**



Applications

- Medium levels of smoke and dust
- Modular extension in combination with capturing elements
- One or two workplaces

Properties

- Retrofittable
- Integrated lifting device for filter change
- Easy and quick installation
- Compact and solid design
- Mechanical operation of the filter unit

Benefits

- Increased safety with safe filter change
- Very economic due to long lasting high capacity filters
- Inexpensive welding smoke filter for retrofitting of existing capturing elements
- Robust filter monitoring by means of pressure gauge

Technical Data

Filter	
Filter stages	2
Filter method	Storage Filter
Filter surface	42 m²
Type of filter	Safe Change Filter
Filter material	Non-woven polyester
Filter efficiency	> 99.5 %
Filter class	E12
Basic data	
Dimensions (w x h x t)	765 x 715 x 795 mm
Weight	65 kg
Suitable for air volumes of up to	1600 m³/h

Order Data

Art. No.	Description
65 750	KEMPER WallMaster

Replacement Parts and Accessories

Art. No.	Description
109 0517	Replacement filter 42 m²





KEMPER
WallMaster

KEMPER
42 m³

13

14

MaxiFil Stationary

 **Regular use**

 **Particularly space-saving**



Applications

- Suitable for all materials, including high-alloy steel
- Medium levels of smoke and dust
- Regular use

Properties

- 360 degrees rotating exhaust hood with damper
- W3/IFA certified
- Arm from 5 m with boom
- Silencer
- Control box

Benefits

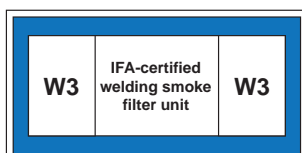
- Safe operation by rotation field control
- Exhaust arm requires less adjustment due to flow-optimised exhaust hood design
- Increased safety due to filter monitoring
- Increased safety with safe filter change
- Convenient unit operation due to control box

Accessories

- Automatic start/stop
- Workplace lighting incl. on/off switch at the hood

Scope Of Supply

- Unit
- Fan
- Silencer
- Control box
- Exhaust arm with hood



Technical Data

Filter	
Filter stages	2
Filter method	Storage Filter
Filter surface	42 m ²
Type of filter	Safe Change Filter
Filter material	Non-woven polyester
Filter efficiency	> 99,5 %
Filter class	E12
Additional filters	Pre-filter
Basic data	
Extraction capacity	1000 m ³ /h
Dimensions (w x h x t)	1533 x 776 x 1228.5 mm
Weight	125 kg
Motor power	1.5 kW
Power supply	3 x 400 V / 50 Hz
Rated current	3.1 A
Control voltage	24 V, DC
Noise level	72 dB(A)
Additional information	
IFA-Certification	W3-Approved
Fan type	Radial fan
Quantity of extraction arms	1
Diameter extraction arm	150 mm

Order Data

Art. No.	Description
65 850 100	2 m Arm, flexible exhaust arm
65 850 101	3 m Arm, flexible exhaust arm
65 850 102	4 m Arm, flexible exhaust arm
65 850 103	5 m Arm, flexible exhaust arm
65 850 104	6 m Arm, flexible exhaust arm
65 850 105	7 m Arm, flexible exhaust arm
65 850 106	2 m Arm, rigid metal tube arm
65 850 107	3 m Arm, rigid metal tube arm
65 850 108	4 m Arm, rigid metal tube arm
65 850 109	5 m Arm, rigid metal tube arm
65 850 110	6 m Arm, rigid metal tube arm
65 850 111	7 m Arm, rigid metal tube arm

Replacement Parts and Accessories

Art. No.	Description
109 0517	Replacement filter 42 m ²
94 102 702	Automatic Start/Stop module with 5m connection cable
79 103 00	Exhaust hood
79 103 040	LED Lightning kit (basic equipment)
79 103 045	LED Lightning kit (retrofit)
79 053 01	Swivel joint for stationary units
127 0091	Protection mesh for exhaust hood
106 0290	Rubber rings set of 10



Filter-Table

 **Frequent use**

 **Full surface extraction**



Applications

- Low to medium levels of smoke and dust
- Occasional to frequent use
- Welding and grinding

Properties

- Spark separator
- Large, robust material support
- Activated charcoal filter (optional)

Benefits

- Maintenance door allows easy filter change
- Effective spark protection ensures maximum safety
- Downdraft extraction throughout the whole working area
- Wide range of applications due to large working area of 1,200 x 800 mm

Technical Data

Filter	
Filter stages	2
Filter method	Storage Filter
Filter surface	15.8 m ²
Type of filter	Filter cassette
Filter material	Non-woven fibre
Filter class	F9
Additional filters	Pre-filter (aluminium)
Basic data	
Extraction capacity	1400 m ³ /h
Dimensions (w x h x t)	1200 x 800 x 1340 mm
Weight	153 kg
Motor power	1,5 kW
Power supply	3 x 400 V / 50 Hz
Rated current	3,2 A
Noise level	71 dB(A)
Additional information	
Fan type	Radial fan

Order Data

Art. No.	Description
950 400 001	KEMPER Filter-Table

Replacement Parts and Accessories

Art. No.	Description
109 0010	Main filter 15,8 m ²
109 0013	Alu mesh Pre-filter insert
109 0345	Activated charcoal filter





Filter-Table

Cartridge Filter, stationary

..... **Non-stop operation**

🔄 **Automatic filter cleaning**



Applications

- High levels of smoke and particles
- Non-stop operation
- Two exhaust arms available

Properties

- 360 degrees rotating exhaust hood with damper
- Automatic filter cleaning, pressure-controlled
- KemTex® ePTFE filter cartridges
- Arm from 5 m with boom
- Available with two arms
- Silencer
- Control box

Benefits

- High efficiency due to automatic filter cleaning
- Less need to adjust the exhaust arm due to flow-optimised exhaust hood design
- Best health protection for employees by use of KemTex® ePTFE filter cartridges with surface filtration
- Low air consumption due to differential pressure-controlled cleaning

Accessories

- Automatic start/stop
- Workplace lighting incl. on/off switch at the hood



Suitable for alveole exchangeable dusts
separation > 99 % of particles < 0,4 µm

Technical Data

Filter	
Filter stages	1
Filter method	Cleanable filter
Filter cleaning method	Rotating nozzle
Filter surface	8 m ²
Type of filter	Filter cartridge
Filter material	ePTFE membrane
Filter efficiency	> 99.9 %
Dust classification	M
Basic data	
Extraction capacity - single arm unit	1200 m ³ /h
Extraction capacity - twin arm unit	2 x 700 m ³ /h
Max. fan performance	3000 m ³ /h
Dimensions (w x h x t)	655 x 655 x 1355 mm
Weight	146 kg
Motor power	1,5 kW
Power supply	3 x 400 V / 50 Hz
Rated current	3.5 A
Noise level	71 dB(A)
Additional information	
Fan type	Radial fan
Compressed air supply	5 - 6 bar
Compressed air reservoir	25 l
Capacity Dust collection container	11 l

* An overview of accessories and spare parts can be found at the end of this chapter

Single arm unit

Art. No.	Description
83 100 100	2 m Arm, flexible exhaust arm
83 100 101	3 m Arm, flexible exhaust arm
83 100 102	4 m Arm, flexible exhaust arm
83 100 103	5 m Arm, flexible exhaust arm
83 100 104	6 m Arm, flexible exhaust arm
83 100 105	7 m Arm, flexible exhaust arm
83 100 106	2 m Arm, rigid metal tube arm
83 100 107	3 m Arm, rigid metal tube arm
83 100 108	4 m Arm, rigid metal tube arm
83 100 109	5 m Arm, rigid metal tube arm
83 100 110	6 m Arm, rigid metal tube arm
83 100 111	7 m Arm, rigid metal tube arm

Twin arm unit

Art. No.	Description
83 200 100	2 m Arm, flexible exhaust arm
83 200 101	3 m Arm, flexible exhaust arm
83 200 102	4 m Arm, flexible exhaust arm
83 200 103	5 m Arm, flexible exhaust arm
83 200 104	6 m Arm, flexible exhaust arm
83 200 105	7 m Arm, flexible exhaust arm
83 200 106	2 m Arm, rigid metal tube arm
83 200 107	3 m Arm, rigid metal tube arm
83 200 108	4 m Arm, rigid metal tube arm
83 200 109	5 m Arm, rigid metal tube arm
83 200 110	6 m Arm, rigid metal tube arm
83 200 111	7 m Arm, rigid metal tube arm

**MaxiFil:
Filter area
larger than
a boxing ring.**

Filter-Cell XL

 **Non-stop operation**

 **Automatic filter cleaning**



Applications

- High levels of smoke and particles
- Non-stop operation
- For exhaust hoods, extraction tables and robot cells

Properties

- 160mm duct connection
- Automatic filter cleaning
- Height-adjustable feet
- Rotation field control

Benefits

- High efficiency due to automatic filter cleaning
- Space-saving due to compact design
- Easy installation since unit is delivered ready to plug in ("plug and play")
- Best health protection for employees by use of KemTex® ePTFE filter cartridge with surface filtration



Suitable for alveole exchangeable dusts
separation > 99 % of particles < 0,4 µm

Technical Data

Filter	
Filter method	Cleanable filter
Filter cleaning method	Rotating nozzle
Filter surface	10 m ²
Type of filter	Filter cartridge
Filter material	ePTFE membrane
Filter efficiency	> 99.9 %
Dust classification	M
Basic data	
Extraction capacity	1000 m ³ /h
Max. fan performance	3000 m ³ /h
Dimensions (w x h x t)	655 x 655 x 1460 mm
Weight	155 kg
Motor power	1,5 kW
Power supply	3 x 400 V / 50 Hz
Noise level	69 dB(A)
Additional information	
Fan type	Radial fan

Order Data

Art. No.	Description
60 200	KEMPER Filter-Cell XL

Replacement Parts and Accessories

Art. No.	Description
109 0438	KemTex® ePTFE membrane cartridge filter 10 m ²





Capture hood with lighting

For MaxiFil stationary

Art. No.	Description
79 103 040	Lighting kit incl. exhaust hood, 2 x 5 W LED lights (original equipment for filter units)
79 103 045	Lighting kit incl. exhaust hood, 2 x 5 W LED lights (retrofit for existing filter units)



Replacement hood

Exhaust hood for the exhaust arms and telescopic exhaust arms, incl. swivel joint and fastening.


Art. No.	Description
79 103 00	Exhaust hood
79 103 040	Lighting kit incl. exhaust hood, 2 x 5 W LED lights (original equipment for filter units)



Capture hood with lighting

For welding smoke filter, electrostatic filter, cartridge filter

Art. No.	Description
79 103 046	Lighting kit for single arm filter units with exhaust hood 2 x 5 W LED lights, Trafo-Box (original equipment for filter units)
79 103 047	Lighting kit for twin arm filter units with exhaust hood 2 x 5 W LED lights, Trafo-Box (original equipment for filter units)
79 103 035	Lighting kit for single arm filter units with exhaust hood 2 x 5 W LED lights, Trafo-Box (retrofit for filter units)
79 103 036	Lighting kit for twin arm filter units with exhaust hood 2 x 5 W LED lights, Trafo-Box (retrofit for filter units)



Protective mesh

For exhaust sets

Art. No.	Description
127 0091	Protection mesh for exhaust hood



Automatic Start/Stop

Automatic start/stop for stationary extraction units

Art. No.	Description
94 102 702	For MaxiFil, MaxiFil Clean, VacuFil: Automatic start/stop sensor, 5 m connection cable
94 102 704	For VacuFil 500 and Cartridge Filter: Automatic start/stop sensor, 5 m connection cable



Replacement hose for flexible exhaust arm

Replacement hoses for exhaust arms and telescopic exhaust arms. Polyester hose with PVC coating and an internal steel wire spiral.

Art. No.	Description
114 0348	For exhaust arms 2,0 m, Ø150mm
114 0349	For exhaust arms 3,0 m, Ø150mm
114 0350	For exhaust arms 4,0 m, Ø150mm



Replacement hoses for rigid metal tube arms

Polyester hose with PVC coating and an internal steel wire spiral.

Art. No.	Description
79 103 40	Set of replacement hoses (3 pcs.)
79 103 10	Set of HT hoses (3 pcs.)



Rubber rings

Art. No.	Description
106 0290	Rubber rings set of 10



Replacement filter 42 m²

For MaxiFil stationary, WallMaster

Art. No.	Description
109 0517	Replacement filter 42 m ²



Replacement filter 15,8m²

For Filter-Table

Art. No.	Description
109 0010	Main filter 15,8 m ²
109 0013	Aluminium pre-filter for ProfiMaster, Filter-Cell, Filter-Table



KemTex® ePTFE Spare filter 4 m²

For Cartridge filter stationary

Art. No.	Description
109 0434	KemTex® ePTFE membrane cartridge filter 4 m ²



KemTex® ePTFE Spare filter 10 m²

For Filter-Master XL, Filter-Cell XL

Art. No.	Description
109 0438	KemTex® ePTFE membrane cartridge filter 10 m ²



Spare filter for Filter-Cell

Art. No.	Description
109 0010	Main filter 15,8 m ²
109 0013	Aluminium pre-filter for ProfiMaster, Filter-Cell, Filter-Table
21 102	Bag filter



Replacement filter for welding fumes filter stationary

Type: 85 100 ..., 85 200 ..., 85 300 ..., 91 560 ...

Art. No.	Description
109 0010	Main filter 15,8 m ²
109 0033	Pre-filter mats (10 per set)



Activated charcoal filter

For welding fumes stationary charcoal

Art. No.	Description
109 0005	Activated charcoal filter



Exhaust Arms And Fans

Exhaust Arms

Exhaust arm	60
Column for exhaust arm	62
Exhaust arm for suction rail	63

Fans

Fan	64
Central fan	65
Exhaust Fan	66

Welding Fume Exhaust Set

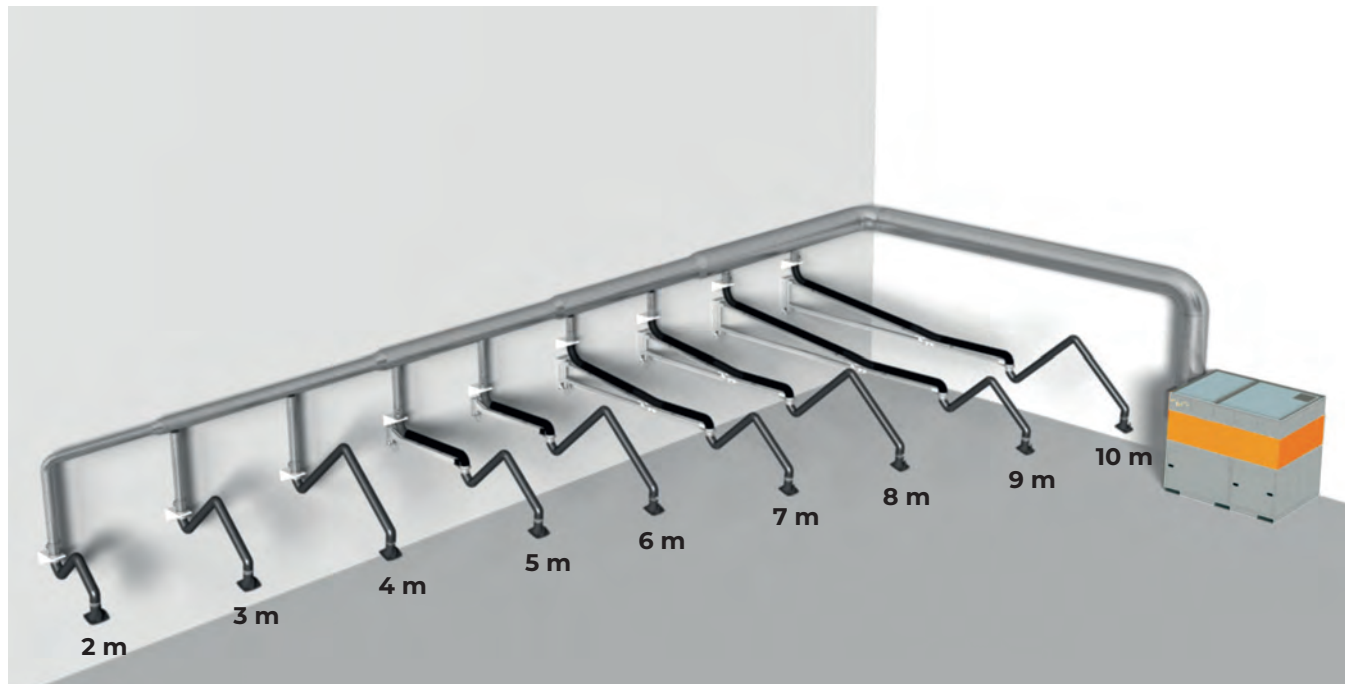
Exhaust Set	67
Exhaust set - one-piece boom	69
Extraction set - two-piece boom	70
WallMaster	71

Accessories And Replacement Parts

Accessories and spare parts for exhaust arms	72
Accessories and spare parts for extraction fans	74

Tubes

Suction and pressure hose up to 80°C	77
Suction and pressure hose up to 100°C	78
High temperature hose up to 250°C	79
Vehicle exhaust gas hoses up to 170°C	80
Vehicle exhaust gas hose up to 300 °C	81
Exhaust Gas Hose/ High Temperature Hose up to 650°C	82



Overview of extraction arms

Booms

These can be one- or two-part depending on length and fastened in place by a wall bracket. They have C-rails with trolleys and can handle loads, for example tools or wire feeders, of up to 50 kg.

Extraction arms

The arm can be moved to any desired position within its range easily and quickly and remains there.

Flexible hose version

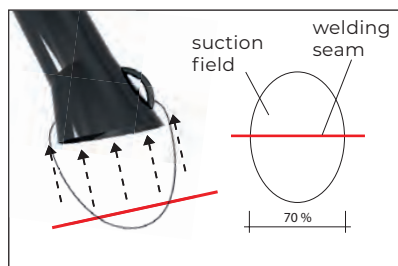
The flexible hose arm consists of internal rods and external hosing.

Rigid metal tube version

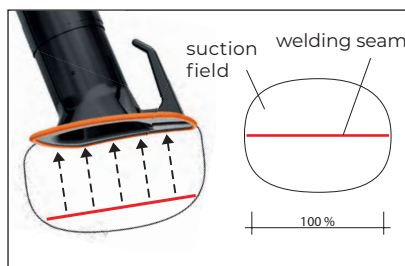
This version consists of two aluminium tubes and three pieces of hosing at the internal joints.

Extraction hood

The rectangular shape and 360-degree flexibility of the hood ensure it is always ideally positioned relative to welding. It is very easy to operate and can be positioned with one hand. The flange-shaped cover on the sides prevents the extraction of unwanted air. The hood has a 40% higher efficiency level than standard oval models and needs less positioning.



Conventional, oval exhaust hood



Exhaust hood with flange-shaped overlap



Exhaust arm

 **Easy operation**

 **Up to 4m operating range**



Technical Data

Additional information

Diameter extraction arm	150 mm
-------------------------	--------

Order Data

Art. No.	Description
79 002	2 m Arm, flexible exhaust arm
79 003	3 m Arm, flexible exhaust arm
79 004	4 m Arm, flexible exhaust arm
79 502	2 m Arm, rigid metal tube arm
79 503	3 m Arm, rigid metal tube arm
79 504	4 m Arm, rigid metal tube arm

Replacement Parts and Accessories

Art. No.	Description
127 0091	Protection mesh for exhaust hood
79 103 00	Exhaust hood
79 103 034	Lighting kit with hood, LED lights, transformer box (for retrofitting)
79 103 048	Lighting kit incl. exhaust hood, 2 x 5 W LED lights, trafo-box (original fitted)
998 800 280	Column for extraction arm 2 to 4 m
998 801 323	Column for extraction arm 5 to 7 m
141 1303	Column for extraction arm 8 to 10 m

Applications

- For connection to fans or central extraction systems
- High levels of smoke and particles
- Non-stop operation
- Welding fumes, gases, vapours, light dusts

Benefits

- Reduced tripping hazard by attaching tools or wire feed unit to the boom with carriage
- 40% less adjustment of the exhaust arm needed due to exhaust hood design
- User-friendly due to particularly smooth movement of the hood with one hand
- Arm keeps position due to self-supporting design
- Various options to connect the exhaust arms to fans, stationary devices or via duct work to central extraction and filtration systems

Properties

- 360 degrees rotating exhaust hood with damper
- As a flexible exhaust arm: Polyester fabric hose, PVC coated with welded steel wire spiral
- As a rigid metal tube arm: Powder-coated aluminum tube, three flexible hose sections
- Boom with integrated C-rail incl. carriages
- For extension arm: 1st extension with 50 kg load capacity



Exhaust arm - one-piece boom



Order Data

Art. No.	Total length	Length of exhaust arm	Length of boom	Extraction arm type	Weight	Ø Extraction arm
79 205	5 m	3 m	2 m	flexible exhaust arm	63 kg	150 mm
79 206	6 m	4 m	2 m	flexible exhaust arm	66 kg	150 mm
79 007	7 m	4 m	3 m	flexible exhaust arm	75 kg	150 mm
79 705	5 m	3 m	2 m	rigid metal tube arm	63 kg	150 mm
79 706	6 m	4 m	2 m	rigid metal tube arm	66 kg	150 mm
79 507	7 m	4 m	3 m	rigid metal tube arm	75 kg	150 mm

Exhaust arm - two-piece boom



Order Data

Art. No.	Total length	Length of exhaust arm	Length of boom	Extraction arm type	Weight	Ø Extraction arm
79 307	7 m	3 m	2,5 + 1,5 m	flexible exhaust arm	142 kg	150 mm
79 308	8 m	4 m	2,5 + 1,5 m	flexible exhaust arm	145 kg	150 mm
79 807	7 m	3 m	2,5 + 1,5 m	rigid metal tube arm	142 kg	150 mm
79 808	8 m	4 m	2,5 + 1,5 m	rigid metal tube arm	145 kg	150 mm
79 409	9 m	3 m	4 + 2 m	flexible exhaust arm	195 kg	150 mm
79 410	10 m	4 m	4 + 2 m	flexible exhaust arm	198 kg	150 mm
79 909	9 m	3 m	4 + 2 m	rigid metal tube arm	195 kg	150 mm
79 910	10 m	4 m	4 + 2 m	rigid metal tube arm	198 kg	150 mm

Column for exhaust arm



Order Data

Art. No.	Length of exhaust arm	Height	Weight	Colour
998 800 280	2 - 4 m	2300 mm	40 kg	black, RAL 9005
998 801 323	5 - 7 m	3000 mm	71 kg	black, RAL 9005
141 1303	6 - 10 m	3550 mm	184 kg	black, RAL 9005

Exhaust Arm Upright -Suspended



Applications

- For existing devices
- On work tables
- On extraction devices
- Welding fumes, gases, vapours, light dusts

Scope Of Supply

- Exhaust arm with hood
- Swivel joint

Order Data

Art. No.	Description	Diameter	Exhaust arm type	Weight
79 052	2 m Arm, suspended installation	150 mm	flexible exhaust arm	17 kg
79 053	3 m Arm, suspended installation	150 mm	flexible exhaust arm	21 kg
79 054	4 m Arm, suspended installation	150 mm	flexible exhaust arm	24 kg
79 102	2 m Arm, upright installation	150 mm	flexible exhaust arm	17 kg
79 103	3 m Arm, upright installation	150 mm	flexible exhaust arm	21 kg
79 104	4 m Arm, upright installation	150 mm	flexible exhaust arm	24 kg

Exhaust arm for suction rail

 **Movable**

 **Large capture area**



Applications

- For connection to fans or central extraction systems
- High levels of smoke and particles
- Non-stop operation
- Welding fumes, gases, vapours, light dusts
- Large workpieces

Properties

- Polyester fabric hose, PVC coated with welded steel wire spiral
- 360 degrees rotating exhaust hood with damper
- Exhaust arms up to 4 m

Benefits

- Fast operation due to long reach and particularly flexible adjustment of the exhaust arm by 360 degrees below the carriage
- 40% less adjustment of the exhaust arm needed due to exhaust hood design
- User-friendly due to particularly smooth movement of the hood with one hand
- Arm keeps position due to self-supporting design

Technical Data

Basic data	
Diameter	150 mm
Additional information	
Exhaust arm type	flexible exhaust arm

Order Data

Art. No.	Description
79 002 100	2 m Arm
79 003 100	3 m Arm
79 004 100	4 m Arm

Replacement Parts and Accessories

Art. No.	Description
79 003 02	Swivel joint for wall bracket
127 0091	Protection mesh for exhaust hood
79 103 00	Exhaust hood
106 0290	Rubber rings set of 10
93 018	Set of connecting material Ø160 mm
93 200	Connecting pipe Ø 160 mm

Scope Of Supply

- Exhaust arm with hood
- Swivel joint

Fan

Non-stop operation

Low noise



Applications

- For exhaust arms, telescopic arms and suction hoses
- High levels of smoke and particles
- Non-stop operation

Properties

- Housing and fan of cast silumin
- Models with 1,000 to 2,200 m³/h: connection Ø 160 mm
- Models with 3,000 m³/h: connection Ø 250 mm


Order Data - fans up to 2.200 m³/h

Art. No.	Description
92 101	Capacity 1,000m ³ /h, 0,55kW-3x400V
92 102	Capacity 1,000m ³ /h, 0,55kW-1x230V
92 103	Capacity 1,000m ³ /h, 0,55kW-3x500V
92 104	Capacity 2,000m ³ /h, 0,75kW-3x400V
92 105	Capacity 2,000m ³ /h · 0,75kW · 1x230V
92 106	Capacity 2,000m ³ /h, 0,75kW-3x500V
92 104 100	Capacity 2,200m ³ /h, 1,1kW-3x400V
92 104 116	Capacity 2,200m ³ /h, 1,1kW-3x500V
92 104 112	Capacity 2,200 m ³ /h - 1,1 kW - 1 x 230 V

Order Data - fans up to 3000 m³/h

Art. No.	Description
92 215	Capacity 3,000m ³ /h, 1,50kW-3x400V
92 215 100	Capacity 3,000m ³ /h, 1,50kW-3x500V
92 215 111	Capacity 3,000m ³ /h, 1,50kW-1x230V


Motor protection switches see accessories



Central fan

 **Non-stop operation**

 **Without air filter**



Applications

- For extraction tables, extraction hoods and extraction arms
- High levels of smoke and particles
- Non-stop operation

Properties

- Galvanised steel sheet construction
- Different performance classes

Benefits

- Low investment costs because extraction takes place without air filtration

Variants

- Different performance classes

Technical Data

Basic data

Power supply	3 x 400 V / 50 Hz
--------------	-------------------

Order Data

Art. No.	Description
921 0360 130	KDCF 355-2, 2,2 KW / 2,000 - 4,000 m³/h
921 0480 140	KDCF 355-2, 3,0 KW / 3,000 - 5,000 m³/h
921 0510 170	KDCF 400-2, 4,0 KW / 4,000 - 7,000 m³/h
921 0700 170	KDCF 400-2, 5,5 KW / 6,000 - 9,000 m³/h
921 0750 230	KDCF 400-2, 11,0 KW / 6,000 - 10,000 m³/h

*Suitable accessories available upon request

Exhaust Fan

 **Non-stop operation**

 **For ventilation and extraction**



Applications

- High levels of smoke and particles
- Non-stop operation
- For ventilation and extraction

Properties

- Housing and fan of cast silumin
- Portable and mobile
- 2,000m³/h version: suction hose Ø 100 mm, Ø 150 mm, outgoing air hose Ø 160 mm connectable
- 3,000m³/h version: Suction hose Ø250mm connectable

Benefits

- High flexibility since blower can be used both for ventilation and extraction
- Very quiet and spark-proof due to cast silumin housing
- Suitable for use on construction sites due to robust manufacture

Technical Data

Additional information

Fan type Radial fan

Order Data

Art. No.	Extraction capacity	Maximum vacuum	Dimensions (w x h x t)	Power supply	Motor power
91 623	2000 m ³ /h	1350 Pa	600 x 600 x 750 mm	3 x 400 V / 50 Hz	0,75 kW
91 623 100	2000 m ³ /h	1350 Pa	600 x 600 x 750 mm	1 x 230 V / 50 Hz	0.75 kW
91 618	3000 m ³ /h	1950 Pa	600 x 790 x 750 mm	3 x 400 V / 50 Hz	1,5 kW
91 618 100	3000 m ³ /h	1950 Pa	600 x 790 x 750 mm	1 x 230 V / 50 Hz	1,5 kW

Further Products

Art. No.	Description
93 082	Exhaust hose Ø 100 mm, length 6,0 m, incl. exhaust hood with magnetic foot
93 083	Exhaust hose Ø 150 mm, length 6,0 m, incl. exhaust hood with magnetic foot
79 103 31	Exhaust hood with magnetic foot, including exhaust hose, Ø 150 mm, length 6.0 m
93 087	Exhaust hose, Ø 250 mm, length 6,0 m, incl. exhaust hood with magnetic foot
93 087 100	Exhaust hose Ø 250 mm, length 10,0 m, incl. exhaust hood with magnetic foot
93 084	Outgoing air hose, Ø 160 mm, length 6.0 m
93 088	Outgoing air hose Ø 250 mm, length 6,0 m

Exhaust Set

 **Filterless exhaust solution**

 **Up to 4m operating range**



Technical Data

Basic data	
Extraction capacity	1000 m³/h
Max. fan performance	2000 m³/h
Motor power	0,75 kW
Power supply	3 x 400 V / 50 Hz
Rated current	1.5 A
Noise level	73 dB(A)
Additional information	
Fan type	Radial fan
Quantity of extraction arms	1
Diameter extraction arm	150 mm

Order Data

Art. No.	Description
79 002 201	2 m Arm, flexible exhaust arm
79 003 201	3 m Arm, flexible exhaust arm
79 004 201	4 m Arm, flexible exhaust arm
79 502 201	2 m Arm, rigid metal tube arm
79 503 201	3 m Arm, rigid metal tube arm
79 504 201	4 m Arm, rigid metal tube arm

Replacement Parts and Accessories

Art. No.	Description
79 103 00	Exhaust hood
127 0091	Protection mesh for exhaust hood
79 103 048	Lighting kit incl. exhaust hood, 2 x 5 W LED lights, trafo-box (original fitted)
79 103 034	Lighting kit with hood, LED lights, transformer box (for retrofitting)
106 0290	Rubber rings set of 10

Applications

- High levels of smoke and particles
- Non-stop operation
- Where filtration is not essential
- Welding fumes, gases, vapours, light dusts

Properties

- 360 degrees rotating exhaust hood with damper
- Self-supported by internal springs
- As a flexible exhaust arm: Polyester fabric hose, PVC coated with welded steel wire spiral
- As a rigid metal tube arm: Powder-coated aluminum tube, three flexible hose sections
- Fan made of spark-proof cast silumin

Benefits

- Very quiet due to housing of cast silumin
- 40% less adjustment of the exhaust arm needed due to exhaust hood design
- User-friendly due to particularly smooth movement of the hood with one hand
- Arm keeps position due to self-supporting design

Scope Of Supply

- Fan
- Exhaust arm with hood
- Wall bracket
- Motor protection switch
- Set of connecting material
- Connecting pipe extendable from 1,25 m to 5 m with outlet



Exhaust set - one-piece boom

 **Filterless exhaust solution**

 **Up to 7m operating range**



Technical Data

Basic data	
Power supply	3 x 400 V / 50 Hz
Noise level	73 dB(A)
Additional information	
Fan type	Radial fan
Diameter extraction arm	150 mm

Replacement Parts and Accessories

Art. No.	Description
127 0091	Protection mesh for exhaust hood
79 103 00	Exhaust hood
79 103 034	Lighting kit with hood, LED lights, transformer box (for retrofitting)
79 103 048	Lighting kit incl. exhaust hood, 2 x 5 W LED lights, trafo-box (original fitted)
106 0290	Rubber rings set of 10
998 801 323	Column for extraction arm 5 to 7 m

Order Data

Art. No.	Description	Length of exhaust arm	Length of boom	Extraction capacity	Motor power	Rated current
79 205 201	5 m Arm, flexible exhaust arm	3 m	2 m	950 m³/h	0.75 kW	1.5 A
79 206 201	6 m Arm, flexible exhaust arm	4 m	2 m	950 m³/h	0.75 kW	1.5 A
79 007 201	7 m Arm, flexible exhaust arm	4 m	3 m	1000 m³/h	1.1 kW	2.3 A
79 705 201	5m Arm, rigid metal tube arm	3 m	2 m	950 m³/h	0.75 kW	1.5 A
79 706 201	6 m Arm, rigid metal tube arm	4 m	2 m	950 m³/h	0.75 kW	1.5 A
79 507 201	7m Arm, rigid metal tube arm	4 m	3 m	1000 m³/h	1.1 kW	2.3 A

Applications

- High levels of smoke and particles
- Non-stop operation
- Welding fumes, gases, vapours, light dusts

Properties

- 360 degrees rotating exhaust hood with damper
- Self-supported by internal springs
- Fan made of spark-proof cast silumin
- Boom with 50 kg load capacity
- Boom with integrated C-rail with carriage

Benefits

- Reduced tripping hazard by attaching tools or wire feed unit to the boom with carriage
- Very quiet due to housing of cast silumin
- User-friendly due to particularly smooth movement of the hood with one hand

Scope Of Supply

- Fan
- Exhaust arm with hood
- Wall bracket
- Motor protection switch
- Set of connecting material
- Connecting pipe extendable from 1,25 m to 5 m with outlet

Extraction set - two-piece boom

 **Filterless exhaust solution**

 **Up to 10m operating range**



Applications

- High levels of smoke and particles
- Non-stop operation
- Welding fumes, gases, vapours, light dusts
- Large workpieces

Properties

- 360 degrees rotating exhaust hood with damper
- As a flexible exhaust arm: Polyester fabric hose, PVC coated with welded steel wire spiral
- As a rigid metal tube arm: Powder-coated aluminum tube, three flexible hose sections
- Boom with 50 kg load capacity
- Boom with integrated C-rail with carriage

Technical Data

Basic data	
Power supply	3 x 400 V / 50 Hz
Noise level	73 dB(A)
Additional information	
Fan type	Radial fan
Diameter extraction arm	150 mm

Benefits

- Very quiet due to housing of cast silumin
- User-friendly due to particularly smooth movement of the hood with one hand
- Arm keeps position due to self-supporting design
- Flexible, fast work due to long reach
- Reduced tripping hazard by attaching tools or wire feed unit to the boom with carriage



Replacement Parts and Accessories

Art. No.	Description
127 0091	Protection mesh for exhaust hood
79 103 00	Exhaust hood
79 103 034	Lighting kit with hood, LED lights, transformer box (for retrofitting)
79 103 048	Lighting kit incl. exhaust hood, 2 x 5 W LED lights, trafo-box (original fitted)
106 0290	Rubber rings set of 10

Order Data

Art. No.	Description	Length of exhaust arm	Length of boom	Extraction capacity	Motor power	Rated current
79 307 201	7 m Arm, flexible exhaust arm	3 m	2,5 + 1,5 m	1000 m³/h	1.1 kW	2.3 A
79 308 201	8 m Arm, flexible exhaust arm	4 m	2,5 + 1,5 m	900 m³/h	1.1 kW	2.3 A
79 807 201	7 m Arm, rigid metal tube arm	3 m	2,5 + 1,5 m	900 m³/h	1.1 kW	2.3 A
79 808 201	8 m Arm, rigid metal tube arm	4 m	2,5 + 1,5 m	1000 m³/h	1.1 kW	2.3 A
79 409 201	9 m Arm, flexible exhaust arm	3 m	4 + 2 m	1000 m³/h	1.1 kW	2.3 A
79 410 201	10 m Arm, flexible exhaust arm	4 m	4 + 2 m	1000 m³/h	1.1 kW	2.3 A
79 909 201	9m Arm, rigid metal tube arm	3 m	4 + 2 m	1000 m³/h	1.1 kW	2.3 A
79 910 201	10 m Arm, rigid metal tube arm	4 m	4 + 2 m	1000 m³/h	1.1 kW	2.3 A

WallMaster

-  **Regular use**
-  **Modularly expandable**



Applications

- Medium levels of smoke and dust
- Modular extension in combination with capturing elements
- One or two workplaces

Properties

- Retrofittable
- Integrated lifting device for filter change
- Easy and quick installation
- Compact and solid design
- Mechanical operation of the filter unit

Benefits

- Increased safety with safe filter change
- Very economic due to long lasting high capacity filters
- Inexpensive welding smoke filter for retrofitting of existing capturing elements
- Robust filter monitoring by means of pressure gauge

Technical Data

Filter	
Filter stages	2
Filter method	Storage Filter
Filter surface	42 m²
Type of filter	Safe Change Filter
Filter material	Non-woven polyester
Filter efficiency	> 99.5 %
Filter class	E12
Basic data	
Dimensions (w x h x t)	765 x 715 x 795 mm
Weight	65 kg
Suitable for air volumes of up to	1600 m³/h

Order Data

Art. No.	Description
65 750	KEMPER WallMaster

Replacement Parts and Accessories

Art. No.	Description
109 0517	Replacement filter 42 m²





Replacement hood

For exhaust sets


Art. No.	Description
79 103 048	Lighting kit incl. exhaust hood, 2 x 5 W LED lights, trafo-box (original fitted)
79 103 034	Lighting kit incl. Exhaust hood, 2 x 5 W LED lights, Trafo-Box (retrofit for exhaust arm)



Replacement hood

Exhaust hood for the exhaust arms and telescopic exhaust arms, incl. swivel joint and fastening.

Art. No.	Description
79 103 00	Exhaust hood



Protective mesh

Replacement mesh for the KEMPER exhaust hood

Art. No.	Description
127 0091	Protection mesh for exhaust hood



Wall bracket for fan

For the connection of hoses, for fans up to 2,200 m³/h

Art. No.	Description
93 002	For 1 hose Ø100mm
93 001	For 1 hose Ø150mm
93 005	For 1 hose Ø160mm
93 003	For 2 hoses Ø100mm
93 004	For 2 hoses Ø150mm
93 006	For 2 hoses Ø160mm



Connecting material

For attaching a Ø160 mm pipe or the Ø 160 mm exhaust air or connection pipe to the wall bracket for extraction arms, exhaust air sets and telescopic arms.

Art. No.	Description
93 018	Set of connecting material Ø160 mm



Connecting pipe

Ø 160 mm out of multilayer aluminium foil, extendable from 1,25 m to 5 m max.

Art. No.	Description
93 200	Connecting pipe Ø160mm



Replacement hose for flexible exhaust arm

Replacement hoses for exhaust arms and telescopic exhaust arms. Polyester hose with PVC coating and an internal steel wire spiral.

Art. No.	Description
114 0348	For exhaust arms 2,0 m, Ø150mm
114 0349	For exhaust arms 3,0 m, Ø150mm
114 0350	For exhaust arms 4,0 m, Ø150mm



Replacement hoses for rigid metal tube arms

Polyester hose with PVC coating and an internal steel wire spiral.

Art. No.	Description
79 103 40	Set of replacement hoses (3 pcs.)



High temperature replacement hose for rigid metal tube exhaust arm

Polyester hose with PVC coating and an internal steel wire spiral.

Art. No.	Description
79 103 10	Set of HT hoses (3 pcs.)



Replacement hose for telescopic exhaust arm

Polyester hose with PVC coating and an internal steel wire spiral

Art. No.	Description
93 081 107	Length 1,5 m for telescopic exhaust arms, Ø150mm
93 081 106	Length 2,0 m for telescopic exhaust arms, Ø150mm



Rubber rings

Art. No.	Description
106 0290	Rubber rings set of 10



Swivel joint


Art. No.	Description
79 003 04	Swivel joint for wall bracket with brake
79 003 02	Swivel joint for wall bracket



Motor protection switches

The following motor protection switches can be used for the electrical connection of KEMPER fans. In the following table you can find the corresponding switch easily.

Art. No.	Description
94 170 124	For fan 92 101, 92 103, 92 106, 0,55 kW · 3 x 400 V · 50 Hz
94 170 119	For fan 92 102, 0,55 kW · 1 x 230 V · 50 Hz
94 170 123	For fan 92 104, 0,75 kW · 3 x 400 V · 50 Hz
94 170 118	For fan 92 105, 0,75 kW · 1 x 230 V · 50 Hz
94 170 121	For fan 92 104 100, 1,10 kW · 3 x 400 V · 50 Hz
94 170 122	For fan 92 104 116, 1,10 kW · 3 x 500 V · 50 Hz
94 170 120	For fan 92 215, 1,50 kW · 3 x 400 V · 50 Hz
94 170 116	For fan 92 215 111, 1,50 kW · 1 x 230 V · 50 Hz



Wall bracket for fan

For the connection of hoses, for fans up to 2,200 m³/h

Art. No.	Description
93 002	For 1 hose Ø100mm
93 001	For 1 hose Ø150mm
93 005	For 1 hose Ø160mm
93 003	For 2 hoses Ø100mm
93 004	For 2 hoses Ø150mm
93 006	For 2 hoses Ø160mm



Exhaust hose with nozzle

Art. No.	Description
93 082	Exhaust hose Ø100mm, length 6,0 m, incl. exhaust hood with magnetic foot
93 083	Exhaust hose Ø150mm, length 6,0 m, incl. exhaust hood with magnetic foot
79 103 31	Exhaust hood with magnetic foot, including exhaust hose, Ø150mm, length 6,0 m
93 087	Exhaust hose, Ø250mm, length 6,0 m, incl. exhaust hood with magnetic foot
93 087 100	Exhaust hose Ø250mm, length 10,0 m, incl. exhaust hood with magnetic foot



Exhaust hood with magnetic foot

Art. No.	Description
79 103 31	Exhaust hood with magnetic foot, including exhaust hose, Ø150mm, length 6,0 m



Automatic start-stop

The KEMPER automatic start-stop automatically switches the fan on or off, as soon as the welding process has been started or finished. Fans and automatic start-stop sensor will be connected to the provided control-box, which will be mounted to a wall or a column.

Art. No.	Description
94 102	Automatic start-stop



Connecting material

For attaching a Ø160 mm pipe or the Ø 160 mm exhaust air or connection pipe to the wall bracket for extraction arms, exhaust air sets and telescopic arms.

Art. No.	Description
93 018	Set of connecting material Ø160 mm



Connecting pipe

Ø 160 mm out of multilayer aluminium foil, extendable from 1,25 m to 5 m max.

Art. No.	Description
93 200	Connecting pipe Ø160mm



Blow out piece

Blow out piece with bird protective mesh, galvanised, Ø 160 mm

Art. No.	Description
93 045	Blow out piece with bird protective mesh Ø160mm, galvanised



Silencer

For fans.

Art. No.	Description
93 051	Silencer Ø160mm for fans
93 053	Silencer for the escape side of the ventilator, diam. 250 mm including fixture material for the fan with a capacity of 3.000 m³/h



Outgoing air hose

Art. No.	Description
93 084	Outgoing air hose, Ø160mm, length 6,0 m
93 088	Outgoing air hose Ø250mm, length 6,0 m

High vacuum extraction hose up to 85°C



Applications

- extraction systems
- Laser technology
- Machine and plant construction

Properties

- Ultraflexible
- axial and radial spring reinforcement
- Temperature range : 0°C to +85°C
- PVC extraction hose with material reinforcement by spring steel spiral

Order Data

Art. No.	Description
93 070 004	length 2,5 m, Ø 45 mm
93 070 005	length 5 m, Ø 45 mm
93 070 006	Length 10 m, Ø 45 mm

Suction and pressure hose up to 80°C



Applications

- Air conditioning and ventilation
- Welding fume/dust extraction

Properties

- PVC coated polyester fabric
- Very light and flexible
- Fire retardant and compressible
- Temperature range : 0°C to +80°C


Scope Of Supply

- Two hose clamps

Order Data

Art. No.	Description
114 0700	Length 2,5 m, Ø 150 mm
114 0701	Length 5 m, Ø 150 mm
114 0702	Length 7,5 m, Ø 150 mm
114 0703	Length 10 m, Ø 150 mm
114 0704	Length 2,5 m, Ø 160 mm
114 0705	Length 5 m, Ø 160 mm
114 0706	Length 7,5 m, Ø 160 mm
114 0707	Length 10 m, Ø 160 mm
114 0708	Length 2,5 m, Ø 200 mm
114 0709	Length 5 m, Ø 200 mm
114 0710	Length 7,5 m, Ø 200 mm
114 0711	Length 10 m, Ø 200 mm
114 0712	Length 2,5 m, Ø 250 mm
114 0713	Length 5 m, Ø 250 mm
114 0714	Length 7,5 m, Ø 250 mm
114 0715	Length 10 m, Ø 250 mm

Suction and pressure hose up to 100°C



Applications

- Extraction of dust and fine shavings
- Air conditioning and ventilation
- Welding fume/dust extraction

Properties

- PVC coated polyester fabric
- Very light and flexible
- Fire retardant and compressible
- Temperature range : up to + 100 °C
- permanently antistatic ($R \leq 10^8 \text{ Ohm}$)

Scope Of Supply

- Two hose clamps

Order Data

Art. No.	Description
114 0716	Length 2,5 m, Ø 150 mm
114 0717	Length 5 m, Ø 150 mm
114 0718	Length 7,5 m, Ø 150 mm
114 0719	Length 10 m, Ø 150 mm
114 0720	Length 2,5 m, Ø 160 mm
114 0721	Length 5 m, Ø 160 mm
114 0722	Length 7,5 m, Ø 160 mm
114 0723	Length 10 m, Ø 160 mm
114 0724	Length 2,5 m, Ø 200 mm
114 0725	Length 5 m, Ø 200 mm
114 0726	Length 7,5 m, Ø 200 mm
114 0727	Length 10 m, Ø 200 mm
114 0728	Length 2,5 m, Ø 250 mm
114 0729	Length 5 m, Ø 250 mm
114 0730	Length 7,5 m, Ø 250 mm
114 0731	Length 10 m, Ø 250 mm

High temperature hose up to 250°C



Applications

- Extraction of hot air or gases at exhaust systems
- Extraction of hot vapours and gases

Properties

- Fire retardant and compressible
- Ultraflexible
- Temperature range : -20 °C to +250 °C, short term +300 °C
- Silicone-coated glass fibre fabric


Scope Of Supply

- Two hose clamps

Order Data

Art. No.	Description
114 0732	Length 2,5 m, Ø 150 mm
114 0733	Length 5 m, Ø 150 mm
114 0734	Length 7,5 m, Ø 150 mm
114 0735	Length 10 m, Ø 150 mm
114 0736	Length 2,5 m, Ø 160 mm
114 0737	Length 5 m, Ø 160 mm
114 0738	Length 7,5 m, Ø 160 mm
114 0739	Length 10 m, Ø 160 mm
114 0740	Length 2,5 m, Ø 200 mm
114 0741	Length 5 m, Ø 200 mm
114 0742	Length 7,5 m, Ø 200 mm
114 0743	Length 10 m, Ø 200 mm
114 0744	Length 2,5 m, Ø 250 mm
114 0745	Length 5 m, Ø 250 mm
114 0746	Length 7,5 m, Ø 250 mm
114 0747	Length 10 m, Ø 250 mm

Vehicle exhaust gas hoses up to 170°C



Applications

- Motor driven and spring operated hose reels, extraction rail channels as well as wall mounted units and vehicle exhaust extraction units for emission tests

Properties

- Scouring protection plate protects against abrasion at the outer layer
- Lightweight highflexible polyester thread with TPE-layer
- Resistant against oil, grease and solvents
- Temperature range : up to +150 °C, short term +170 °C

Scope Of Supply

- Two hose clamps

Order Data

Art. No.	Description
114 0824	Length 2,5 m, Ø 75 mm
114 0825	Length 5 m, Ø 75 mm
114 0826	Length 7,5 m, Ø 75 mm
114 0827	Length 10 m, Ø 75 mm
114 0828	Length 2,5 m, Ø 100 mm
114 0829	Length 5 m, Ø 100 mm
114 0830	Length 7,5 m, Ø 100 mm
114 0831	Length 10 m, Ø 100 mm
114 0764	Length 2.5 m, Ø 125 mm
114 0765	Length 5 m, Ø 125 mm
114 0766	Length 7.5m, Ø 125 mm
114 0767	Length 10 m, Ø 125 mm
114 0768	Length 2.5m, Ø 150 mm
114 0769	Length 5 m, Ø 150 mm
114 0770	Length 7.5 m, Ø 150 mm
114 0771	Length 10 m, Ø 150 mm
114 0772	Length 2.5 m, Ø 200 mm
114 0773	Length 5 m, Ø 200 mm
114 0774	Length 7,5 m, Ø 200 mm
114 0775	Length 10 m, Ø 200 mm
114 0832	Length 2,5 m, Ø 250 mm
114 0833	Length 5 m, Ø 250 mm
114 0834	Length 7,5 m, Ø 250 mm
114 0835	Length 10 m, Ø 250 mm

Vehicle exhaust gas hose up to 300 °C



Applications

- Extraction of exhaust gases up to max. +300°C
- Motor driven and spring operated hose reels, extraction rail channels as well as wall mounted units and vehicle exhaust extraction units for emission tests

Properties

- Scouring protection plate protects against abrasion at the outer layer
- Resistant against oil, grease and solvents
- Special coated, textile high temperature fabric
- Fire retardant and compressible

Scope Of Supply

- Two hose clamps

Order Data

Art. No.	Description
114 0776	Length 2,5m, Ø 75 mm
114 0777	Length 5 m, Ø 75 mm
114 0778	Length 7,5 m, Ø 75 mm
114 0779	Length 10 m, Ø 75 mm
114 0780	Length 2,5m, Ø 100 mm
114 0781	Length 5 m, Ø 100 mm
114 0782	Length 7,5 m, Ø 100 mm
114 0783	Length 10 m, Ø 102 mm
114 0784	Length 2,5 m, Ø 125 mm
114 0785	Length 5 m, Ø 125 mm
114 0786	Length 7,5 m, Ø 125 mm
114 0787	Length 10 m, Ø 125 mm
114 0788	Length 2,5 m, Ø 150 mm
114 0789	Length 5 m, Ø 150 mm
114 0790	Length 7,5 m, Ø 150 mm
114 0791	Length 10 m, Ø 150 mm
114 0792	Length 2,5 m, Ø 200 mm
114 0793	Length 5 m, Ø 200 mm
114 0794	Length 7,5 m, Ø 200 mm
114 0795	Length 10 m, Ø 200 mm
114 0836	Length 2,5 m, Ø 250 mm
114 0837	Length 5 m, Ø 250 mm
114 0838	Length 7,5 m, Ø 250 mm
114 0839	Length 10 m, Ø 250 mm

Exhaust Gas Hose/ High Temperature Hose up to 650°C



Applications

- Extraction of exhaust gases up to max. +650°C

Properties

- Scouring protection plate protects against abrasion at the outer layer
- Resistant against oil, grease and solvents
- Double ply high temperature fabric, reinforced with stainless steel wire
- Flame resistant

Scope Of Supply

- Two hose clamps

Order Data

Art. No.	Description
114 0796	Length 2,5m, Ø 75 mm
114 0797	Length 5m, Ø 75 mm
114 0798	Length 7,5m, Ø 75 mm
114 0799	Length 10 m, Ø 75 mm
114 0800	Length 2,5m, Ø 100 mm
114 0801	Length 5m, Ø 100 mm
114 0802	Length 7,5m, Ø 100 mm
114 0803	Length 10 m, Ø 100 mm
114 0804	Length 2,5m, Ø 125 mm
114 0805	Length 5m, Ø 125 mm
114 0806	Length 7,5m, Ø 125 mm
114 0807	Length 10 m, Ø 125 mm
114 0748	Length 2,5 m, Ø 150 mm
114 0749	Length 5 m, Ø 150 mm
114 0750	Length 7,5 m, Ø 150 mm
114 0751	Length 10 m, Ø 150 mm
114 0752	Length 2,5 m, Ø 160 mm
114 0753	Length 5 m, Ø 160 mm
114 0754	Length 7,5 m, Ø 160 mm
114 0755	Length 10 m, Ø 160 mm
114 0756	Length 2,5 m, Ø 200 mm
114 0757	Length 5 m, Ø 200 mm
114 0758	Length 7,5 m, Ø 200 mm
114 0759	Length 10 m, Ø 200 mm
114 0760	Length 2,5 m, Ø 250 mm
114 0761	Length 5 m, Ø 250 mm
114 0762	Length 7,5 m, Ø 250 mm
114 0763	Length 10 m, Ø 250 mm



High Vacuum Extraction

Storage Filter

MiniFil	85
---------	----

Cleanable Filter

Dusty	87
VacuFil compact	89
VacuFil 125i	91
Product comparison VacuFil product family	93
VacuFil 500	95

Central Suction And Filter Units

WeldFil HV	97
------------	----

Accessories And Replacement Parts

Accessories and spare parts for high vacuum units	101
---	-----

MiniFil

 **For mobile use**

 **Powerful storage filter**



Applications

- Low amounts of smoke/dust
- Occasional use
- Nozzles, funnel and torch extraction

Properties

- Filter monitoring
- Safe Change Filter
- Start/Stop-Automatic for alternating current
- Spark separator

Benefits

- Increased safety with safe filter change
- Optimal adjustment to the welding process with stepless speed control

Technical Data

Filter	
Filter stages	3
Filter method	Storage Filter
Filter surface	12 m ²
Type of filter	Safe Change Filter
Filter material	Non-woven polyester
Filter efficiency	> 99 %
Filter class	H13
Additional filters	Cyclone pre-filter
Additional filters	Pre-filter (aluminium)
Basic data	
Extraction capacity	150 m ³ /h
Dimensions (w x h x t)	425 x 365 x 790 mm
Weight	20 kg
Turbine	2pce. each 1kW
Motor power	2 kW
Power supply	1 x 230 V / 50 Hz
Rated current	10 A
Control voltage	24 V, DC
Noise level	74 dB(A)
Additional information	
Fan type	Suction turbine
Hose connection	Ø 45 mm

Order Data

Art. No.	Description
65 150	MiniFil

Replacement Parts and Accessories

Art. No.	Description
109 0467	Replacement filter
65 15001	Trolley for MiniFil





KEMPER

MiniFil

Safe Change Filter - SCF

Filter No.: 109-0667



www.kemper.eu



Dusty

 **For mobile use**

 **Manual filter cleaning**



Applications

- Low to medium levels of smoke and dust
- Nozzles, funnel and torch extraction
- Repair work
- Alternating work places

Properties

- Manual filter cleaning
- Cleaning indicator
- KemTex® ePTFE filter cartridge
- Portable and mobile
- Two suction nozzles

Benefits

- For mobile use due to light weight
- Optimal adjustment to the welding process with stepless speed control

Accessories

- Suction hose
- Slot nozzle
- Funnel nozzle
- Connector for welding torches

Technical Data

Filter	
Filter stages	1
Filter method	Cleanable filter
Filter cleaning method	Manual
Filter surface	1.35 m ²
Type of filter	Filter cartridge
Filter material	ePTFE membrane
Filter efficiency	> 99.9 %
Dust classification	M
Basic data	
Extraction capacity	260 m ³ /h
Fan performance	340 m ³ /h
Dimensions (w x h x t)	300 x 360 x 641 mm
Weight	24 kg
Motor power	1,6 kW
Power supply	1 x 230 V / 50 Hz
Rated current	8.7 A
Noise level	74 dB(A)
Additional information	
Fan type	Suction turbine
Hose connection	Ø 2 x 45 mm

Order Data

Art. No.	Description
63 100	KEMPER Dusty

Replacement Parts and Accessories

Art. No.	Description
109 0432	1,35 m ² spare filter with KemTex® ePTFE membrane
232 0010	Funnel nozzle flexible, with magnetic foot
106 0071	Adaptor for welding torches with integrated extraction 42 - 44 mm
106 0084	Adaptor for welding torches with integrated extraction 30 - 38 mm
106 0104	Adaptor for welding torches with integrated extraction 39 - 42 mm
232 0008	300 mm, with magnetic foot
232 0009	Slit nozzle, 600 mm, with magnetic foot
93 070 004	High vacuum hose Ø 45 mm, 2.5 m long
93 070 005	High vacuum hose Ø 45 mm, 5.0 m long
93 070 006	High vacuum hose Ø 45 mm, 10.0 m long



KEMPER
Dusty



VacuFil compact



Single-button operation



Extensive optional extras



Applications

- High levels of smoke and particles
- Non-stop operation
- Torch extraction
- Alternating work places

Benefits

- Stepless preselection of the extraction power for the use of various extraction torches
- Intuitive one-button operation, for use with gloves
- Outstanding price-performance ratio thanks to a wide range of additional features
- High extraction capacity by means of side channel blower
- Well suited for changing workplaces due to compact design

Properties

- Side channel blower
- Intuitive one-button operation
- Stepless air volume selection
- USB Type-A charging socket
- Compact design
- Monitoring of the extraction rate

Accessories

- Automatic start/stop
- Automatic air volume control
- Tool tray with cup holder
- Suction hose
- Slot and funnel nozzle
- Connector for welding torches

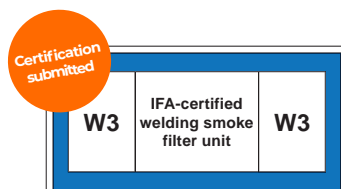


Image shows unit with optional accessories.

Technical Data

Filter	
Filter stages	1
Filter surface	6.7 m ²
Type of filter	Filter cartridge
Filter material	PE-M membrane
Filter efficiency	> 99.9 %
Dust classification	M
Basic data	
Dimensions (w x h x t)	589 x 590.5 x 833 mm
Weight	65 kg
Additional information	
Fan type	Side channel blower
Hose connection	Ø 45 mm
Air outlet	63 mm

Replacement Parts and Accessories

Art. No.	Description
109 0676	6,7 m ² KemTex PE-M Membran filter cartridge
109 0472	Pre-filter mats (10 per set)
149 0779	Single-use disposal container
94 102 702	Automatic Start/Stop module with 5m connection cable
118 0838	Volume flow control for VacuFil compact
149 0776	Tool tray with cup holder

Order Data

Art. No.	Filter method	Supply voltage	Motor power	Extraction performance at 18000 Pa	Max. extraction capacity	Maximum vacuum
82 310	Storage Filter	1 x 230 V / 50 Hz	1.5 kW	50 m ³ /h	160 m ³ /h	24000 Pa
82 311	Storage Filter	3 x 400 V / 50 Hz	2.2 kW	100 m ³ /h	190 m ³ /h	34000 Pa
82 360	Cleanable filter	1 x 230 V / 50 Hz	1.5 kW	50 m ³ /h	160 m ³ /h	24000 Pa
82 361	Cleanable filter	3 x 400 V / 50 Hz	2.2 kW	100 m ³ /h	190 m ³ /h	34000 Pa



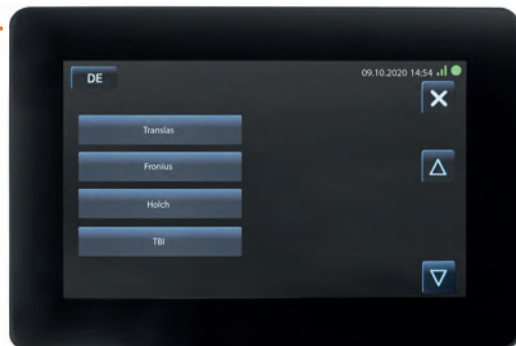
VacuFil 125i



Contamination free dust disposal



Automatic extraction power control



Applications

- High levels of smoke and particles
- Non-stop operation
- Torch extraction

Benefits

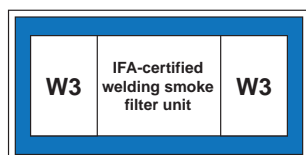
- Best health protection for employees by use of KemTex® ePTFE filter cartridges with surface filtration
- Comfortable flue gas extraction torch selection via touch display with automatic volume flow adjustment
- Uninterrupted continuous operation due to automatically controlled filter cleaning
- Fleet management, remote maintenance and pre-noise maintenance using autarkic networking via mobile radio to the KEMPER cloud*

Properties

- Automatic filter cleaning, pressure-controlled
- Side channel blower
- KemTex® ePTFE filter cartridge
- KEMPER-Cloud connection via mobile network*
- Contamination -free dust disposal in one-way containers.
- Control via touch panel

Accessories

- Automatic start/stop
- Suction hose
- Slot and funnel nozzle
- Connector for welding torches
- KEMPER-Connect Cloud



Technical Data

Filter	
Filter stages	2
Filter method	Cleanable filter
Filter cleaning method	Rotating nozzle
Filter surface	4 m²
Type of filter	Filter cartridge
Filter material	ePTFE membrane
Filter efficiency	> 99.9 %
Dust classification	M
Basic data	
Extraction capacity	125 m³/h
Dimensions (w x h x t)	635 x 885 x 1160 mm
Weight	130 kg
Motor power	1.5 kW
Power supply	1 x 230 V / 50 Hz
Rated current	13 A
Noise level	66 dB(A)
Additional information	
IFA-Certification	W3-Approved
Fan type	Side channel blower
Compressed air supply	5 - 6 bar
Hose connection	Ø 45 mm
Air outlet	63 mm

Order Data

Art. No.	Description
82 400	VacuFil 125i

* Cloud function: Cloud use free of charge of 12 months

Replacement Parts and Accessories

Art. No.	Description
109 0434	KemTex® ePTFE membrane cartridge filter 4 m²
109 0472	Pre-filter mats (10 per set)
119 0951	Dust collection bin for VacuFil 125/150/250
94 102 702	Automatic Start/Stop module with 5m connection cable



Product Comparison



VacuFil 125i



VacuFil 125

Unit properties

Description		
Art.-Nr.	82 400	82 401
KEMPER-Connect*	x	
Extraction capacity control	Automatic	Manual

General Information

Filter		
Filter stages	2	2
Filter method	Cleanable filter	Cleanable filter
Cleaning method	Rotating nozzle	Rotating nozzle
Filter surface	4 m ²	4 m ²
Type of filter	Filter cartridge	Filter cartridge
Filter material	ePTFE membrane	ePTFE membrane
Filter efficiency	> 99,9%	> 99,9%
Dust classification	M	M

Technical Data

Basic data		
Extraction capacity	125 m ³ /h	125 m ³ /h
Max. vacuum	28000 Pa	28000 Pa
Dimensions (W x D x H)	635 x 885 x 1160 mm	635 x 885 x 1160 mm
Weight	130 kg	130 kg
Motor power	1,5 kW	1,5 kW
Power supply	1 x 230 V / 50 Hz	1 x 230 V / 50 Hz
Rated current	13 A	13 A
Noise level	66 dB(A)	66 dB(A)
Accessories		
IFA-Certification	W3-Approved	W3-Approved
Fan type	Side channel blower	Side channel blower
Compressed air supply	5 - 6 bar	5 - 6 bar
Connecting piece	Ø 45 mm	Ø 45 mm
Air outlet	Ø 63 mm	Ø 63 mm

* Cloud function: Cloud use free of charge for 12 months

**VacuFil 150i****VacuFil 150****VacuFil 250i****VacuFil 250**

82 410	82 411	82 420	82 421
x		x	
Automatic	Manual	Automatic	Manual

2	2	2	2
Cleanable filter	Cleanable filter	Cleanable filter	Cleanable filter
Rotating nozzle	Rotating nozzle	Rotating nozzle	Rotating nozzle
4 m ²	4 m ²	4 m ²	4 m ²
Filter cartridge	Filter cartridge	Filter cartridge	Filter cartridge
ePTFE membrane	ePTFE membrane	ePTFE membrane	ePTFE membrane
> 99,9%	> 99,9%	> 99,9%	> 99,9%
M	M	M	M

150 m ³ /h	150 m ³ /h	250 m ³ /h	250 m ³ /h
29000 Pa	29000 Pa	30000 Pa	30000 Pa
635 x 885 x 1160 mm	635 x 885 x 1160 mm	635 x 885 x 1160 mm	635 x 885 x 1160 mm
130 kg	130 kg	140 kg	140 kg
1,5 kW	1,5 kW	2,2 kW	2,2 kW
3 x 400 V / 50 Hz	3 x 400 V / 50 Hz	3 x 400 V / 50 Hz	3 x 400 V / 50 Hz
6,4 A	6,4 A	8,6 A	8,6 A
66 dB(A)	66 dB(A)	66 dB(A)	66 dB(A)

W3-Approved	W3-Approved	W3-Approved	W3-Approved
Side channel blower	Side channel blower	Side channel blower	Side channel blower
5 - 6 bar	5 - 6 bar	5 - 6 bar	5 - 6 bar
Ø 45 mm	Ø 45 mm	Ø 45 mm	Ø 2 x 45 mm
Ø 63 mm	Ø 63 mm	Ø 63 mm	Ø 63 mm

VacuFil 500

 **Non-stop operation**

 **For multiple workstations**



Applications

- High levels of smoke and particles
- Non-stop operation
- Torch extraction, robot extraction
- Suction nozzles or high vacuum exhaust arms

Properties

- Dust collection container
- Side channel blower
- KemTex® ePTFE filter cartridge
- 4 x 45mm and 1 x 100mm hose/duct connector

Benefits

- High efficiency due to automatic filter cleaning
- Great flexibility in version with four separate connections
- Uninterrupted continuous operation due to automatically controlled filter cleaning

Accessories

- Automatic start/stop
- Suction hose
- Slot and funnel nozzle
- Connector for welding torches

Technical Data

Filter	
Filter stages	1
Filter method	Cleanable filter
Filter cleaning method	Rotating nozzle
Filter surface	10 m ²
Type of filter	Filter cartridge
Filter material	ePTFE membrane
Filter efficiency	> 99.9 %
Dust classification	M
Basic data	
Extraction capacity	500 m ³ /h
Fan performance	680 m ³ /h
Dimensions (w x h x t)	655 x 1197 x 1377 mm
Weight	264 kg
Motor power	5,5 kW
Power supply	3 x 400 V / 50 Hz
Rated current	11 A
Noise level	74 dB(A)
Additional information	
Fan type	Side channel blower
Compressed air supply	5 - 6 bar
Capacity Dust collection container	40 l

Order Data

Art. No.	Description
82 755	High vacuum welding smoke extraction unit VacuFil 500
82 756	High vacuum extraction system with automatic flow rate adjustment

Replacement Parts and Accessories

Art. No.	Description
109 0440	10 m ² KemTex® ePTFE membrane cartridge filter
94 102 704	Automatic start/stop sensor, 5 m connection cable
93 070 004	High vacuum hose Ø 45 mm, 2.5 m long
93 070 005	High vacuum hose Ø 45 mm, 5.0 m long
93 070 006	High vacuum hose Ø 45 mm, 10.0 m long



WeldFil HV

 **Non-stop operation**

 **For welding torch exhaust**



Technical Data

Filter	
Filter stages	1
Filter method	Cleanable filter
Filter cleaning method	Jet-pulse
Filter material	PTFE-membrane
Filter efficiency	> 99.99 %
Dust classification	M
Basic data	
Power supply	3 x 400 V / 50 Hz
Noise level	65 dB(A)
Additional information	
Fan type	Radial fan, belt driven
Compressed air supply	5 - 6 bar

Order Data

Art. No.	Description
91 0330 030	Extraction capacity 700 - 1.200 m³/h
91 0400 040	Extraction capacity 1.000 - 1.800 m³/h
91 0450 060	Extraction capacity 1.500 - 2.700 m³/h

Applications

- High levels of smoke and dust
- Welding torch extraction, nozzles and high vacuum exhaust arms
- Can be installed outdoors
- Large welding shops or training centres

Properties

- Automatic filter cleaning, pressure-controlled
- Control via touch screen
- KemTex® ePTFE filter cartridges
- Dust collection container with pneumatic lifting device
- Modular design

Benefits

- Contamination-free dust collection due to compressed air fixation of dust collection containers
- Uninterrupted continuous operation due to automatic differential pressure-controlled filter cleaning
- Little noise emission due to a low noise level
- Expandable due to simple modular construction
- Considerable energy cost savings by using the automatic extraction volume control
- Convenient operation due to intelligent control via touch screen with diagnostic system
- Flexible integration of the control system into third-party systems such as cutting equipment due to potential-free contacts
- Best health protection for employees by use of KemTex® ePTFE cartridges with surface filtration

Accessories

- Automatic dust disposal - DustEvac
- Automatic suction power regulation
- External On/Off
- Spark separator – SparkTrap
- Weatherproof housing for outdoor installation

**VacuFil :
Cruise control is
not just for cars**



As close to the source as you can get: Efficiency leap for TRUMPF thanks to high vacuum system

7,000 square metres of new production area, 50 additional welding workstations: As TRUMPF expands its production of base frames for laser cutting machines and punching and nibbling machines in Haguenau, France, one focus is on the safe and efficient design of workstations. KEMPER creates the optimum conditions for this. At the heart: A high-vacuum extraction solution consisting of two

central WeldFil systems and extraction burners connected to them.

Before the comprehensive equipment, KEMPER asserts itself against the competition in a multi-stage tendering process. Most notably, detailed solutions are convincing. The systems not only meet the requirements of protective welding equipment, but also ensure trouble-free operation and low energy costs. The combination of efficient extraction and high-quality filter technology has effectively protected Trumpf employees since the start of operations.

No extraction system comes this close to the point of origin

Thanks to the use of extraction burners, the welders come so close to the source of the welding fumes with the collection nozzle that the hazardous substances cannot even spread. They automatically pull the high-vacuum extraction systems along the

welding seam. This removes the need for tracking the detection element. The air volume flow is adjusted to the burner characteristics in such a way that the protective gas jacket is not affected and the process remains stable. All this makes it much easier for the welders to handle the extraction technology.

In order to couple the extraction burners with the two filter systems of the WeldFil type, KEMPER laid 850 metres of ducting and 250 metres of extraction hoses and installed 50 pneumatic shut-off valves. This system, which is individually adapted to the production layout, ensures that the contaminated air reaches the high-quality filter systems.

Effective filter technology for torch extraction

With a maximum volume flow of 9,000 cubic metres of air per hour, the WeldFil systems effectively extract the hazardous substances. Thanks to the integrated KemTex® ePTFE membrane filters, the two central filter systems are able to separate even ultra-fine welding fume particles. In this way, TRUMPF achieves effective and sustainable health protection for its employees.

With the help of a frequency converter and the pneumatic shut-off gate valves that separate all workstations from each other, the system at TRUMPF manages to regulate its output according to demand – while always maintaining the same extraction capacity. In this, the vacuum in the tubing remains constant so that it there will be no restrictions or a reduction in safety for the welders at particular welding workstations. Another advantage of the regulation according to need: It enables additional cost efficiency due to decreasing energy costs.

Trouble-free operation thanks to SparkTrap

Besides the efficiency gains of this special air pollution control system, trouble-free operation is guaranteed at all times because KEMPER connected the SparkTrap system upstream of each WeldFil system. The two spark separators filter coarse particles or sparks out of the air before they enter the filter system, thus preventing undesired filter fires and extending the service life of the filters.

The special features of the system are, however, not limited to the key words safety and efficiency. In

detail, many small solutions ensure a comfortable and smooth operation. A timer eliminates the need for manual control of the suction and filter unit. A clear display for the vacuum or fault messages allows an analysis of the operating status at a glance.



Spare filter for MiniFil

Art. No.	Description
109 0467	Replacement filter 12 m ²



Spare filter for Dusty

Art. No.	Description
109 0432	1,35 m ² spare filter with KemTex® ePTFE membrane



Accessories and spare parts for VacuFil compact

Art. No.	Description
118 0838	Volume flow control for VacuFil compact
149 0776	Tool tray with cup holder for VacuFil compact



Replacement filter for VacuFil compact

Art. No.	Description
109 0676	6,7 m ² KemTex PE-M Membran filter cartridge
109 0472	Pre-filter mats (10 per set)
149 0779	Single-use disposal container



KemTex® ePTFE Spare filter 4 m²

For Cartridge filter stationary

Art. No.	Description
109 0434	KemTex® ePTFE membrane cartridge filter 4 m²
109 0472	Pre-filter mats (10 per set)



Dust collection bin for VacuFil 125/150/250

Art. No.	Description
119 0951	Dust collection bin for VacuFil 125/150/250



Spare filter for VacuFil 500

Art. No.	Description
109 0440	10 m² KemTex® ePTFE membrane cartridge filter



Spare filter SolderFil

Art. No.	Description
109 0002	2-step-combination filter (particulate and activated charcoal filter)
109 0034	Pre-filter mats (10 per set)



Replacement filter for Mini-Weldmaster

Art. No.	Description
109 0009	Main filter
109 0034	Pre-filter mats (10 per set)
109 0008	Activated charcoal filter



Automatic Start/Stop

Automatic start/stop for stationary extraction units

Art. No.	Description
94 102 702	For MaxiFil, MaxiFil Clean, VacuFil: Automatic start/stop sensor, 5 m connection cable
94 102 704	Cartridge Filter Unit from 09/2015: Automatic start/stop sensor, 5 m connection cable and adapter for twin arm filter units



Trolley for MiniFil

Art. No.	Description
65 15001	Trolley for MiniFil



High vacuum extraction hose up to 85°C

Art. No.	Description
93 070 004	length 2,5 m, Ø45mm
93 070 005	length 5 m, Ø45mm
93 070 006	Length 10 m, Ø45mm



Exhaust air spigot

Art. No.	Description
141 6545	Exhaust air spigot



Outgoing air hose

Art. No.	Description
114 0419	Extraction hose Ø80mm, length: 5,0 m
114 0290	Outgoing air hose Ø80mm, length: 7,5 m
114 0389	Outgoing air hose Ø80mm, length: 10,0 m



Slit nozzle

Art. No.	Description
232 0008	Slit nozzle, 300 mm, with magnetic foot
232 0009	Slit nozzle, 600 mm, with magnetic foot



Funnel nozzle

Art. No.	Description
232 0010	Funnel nozzle flexible, with magnetic foot



Adaptor for welding torches

For connection with a hose, Ø 45 mm

Art. No.	Description
106 0071	Adaptor for welding torches with integrated extraction 42 - 44 mm
106 0084	Adaptor for welding torches with integrated extraction 30 - 38 mm
106 0104	Adaptor for welding torches with integrated extraction 39 - 42 mm



KEMPER
CleanAirTower

General Ventilation Systems

Overview

Overview	107
----------	-----

Principle of layer ventilation

CleanAirTower SF 9000	108
CleanAirTower	109
AirCO2NTROL Air Purifier	113

Air monitoring

AirWatch	116
KEMPER-Connect	118

Mixed ventilation

KemJet	119
--------	-----

General ventilation system concepts

General ventilation system concepts	122
-------------------------------------	-----

Accessories And Replacement Parts

Accessories And Replacement Parts	128
-----------------------------------	-----

Is the air in your workshop bad?

The extraction of harmful substances at the point of origin, i.e. spot extraction, is still the most effective method of extraction and is indispensable in the welding process according to the new ISO 21904. Only in this way can welding fumes and other pollutants be almost completely collected.

In some working environments, on-torch extraction systems are not sufficient or are difficult to use, for example in

- Large workpieces
- Changing welding positions or
- Workstations located far apart

This is where general ventilation systems from KEMPER come in, providing optimum protection for the health of your employees and effectively cleaning all the air in the room. However, general ventilation systems should only be used as a supplement to on-torch extraction, since otherwise the employee could come into contact with welding fumes as soon as they arise.

By installing a general ventilation system you create a safe and above all clean working environment in which your employees feel comfortable. Machines and buildings on which dust can quickly accumulate remain clean. This not only benefits you, but also saves enormous cleaning costs.

In workshops and metalworking companies there are a wide variety of conditions and applications. That's why KEMPER, based on many years of experience, offers a wide variety of solutions for general ventilation.



CleanAirTower SF 9000

 **Room ventilation with storage filter**

 **Beneficial air return**



Applications

- Low to medium levels of smoke and dust
- To complement local exhaust ventilation systems
- Environments with changing sources of smoke and dust
- Workstations, Workshops, Logistic and distribution centres

Properties

- 360 degree extraction radius
- KEMPER-Cloud connection via mobile network*
- Slow, low-impulse air circulation
- Displacement flow principle, recommended by health and safety bodies
- Control via touch panel
- System barely generates air turbulence
- TurboBoost Function

Benefits

- Fleet management, remote maintenance and pre-noise maintenance using autarkic networking via mobile radio to the KEMPER cloud*
- Minimization of heating costs due to air recirculation and air distribution
- Low risk potential due to foreign bodies
- Cost-effective installation or retrofit, as no ductwork is needed
- Short-term increase in extraction performance due to TurboBoost function

Technical Data

Filter	
Filter stages	2
Filter method	Storage Filter
Filter surface	100 m ²
Filter material	nano-cellulose
Filter efficiency	> 99.9 %
Dust classification	M
Basic data	
Extraction capacity	9000 m ³ /h
Height	3050 mm
Diameter	1172 mm
Weight	446 kg
Motor power	5.7 kW
Power supply	3 x 400 V / 50 Hz
Rated current	9 A
Control voltage	24 V, DC
Noise level	70 dB(A)
Additional information	
Fan type	Centrifugal fan with EC motor

Order Data

Art. No.	Description
390 450	CleanAirTower SF 9000

* Cloud function: Cloud use free of charge of 12 months

Replacement Parts and Accessories

Art. No.	Description
390 45 001	Main filter 100m ²
109 05 49	Aluminum pre-filter


CleanAirTower



Room ventilation with cleanable filters



Effective energy reduction



Applications

- Workshops where local exhaust ventilation is not possible
- To complement local exhaust ventilation systems
- Environments with changing sources of smoke and dust
- Workstations, Workshops, Logistic and distribution centres

Properties

- Automatic filter cleaning
- Effective baffle plates for spark pre-separation
- KEMPER-Cloud connection via mobile network*
- Contamination -free dust disposal in one-way containers.
- Optimised airflow
- Pinball method and tornado principle
- Displacement flow principle, recommended by health and safety bodies
- System barely generates air turbulence

Benefits

- Effective energy reduction of possible sparks and particles by the pinball method with 7 or more collision points
- Effective efficiency through tornado principle
- Minimization of heating costs due to air recirculation and air distribution
- Enormously long filter lifetime due to optimised air flow
- Increased safety with contamination-free dust disposal
- Low risk potential due to foreign bodies
- Cost-effective installation or retrofit, as no ductwork is needed
- New head element can be retrofitted to existing systems
- Safe transportation and easy installation by crane eyes
- Permanent operation by means of automatic dust disposal in dust collection bin

Accessories

- AirWatch

Technical Data

Filter	
Filter stages	1
Filter method	Cleanable filter
Filter cleaning method	Rotating nozzle
Number filter elements	3
Filter surface total	60 m ²
Filter material	PTFE-membrane
Filter efficiency	> 99.9 %
Dust classification	M
Basic data	
Extraction capacity	6000 m ³ /h
Height	3622 mm
Diameter	1172 mm
Weight	666 kg
Motor power	5.5 kW
Power supply	3 x 400 V / 50 Hz
Rated current	11 A
Control voltage	24 V, DC
Noise level	72 dB(A)
Additional information	
Fan type	Radial fan, direct driven
Compressed air supply	5 - 6 bar
Capacity Dust collection container	10 l

Order Data

Art. No.	Description
390 600	CleanAirTower - Cleanable filter

Replacement Parts and Accessories

Art. No.	Description
109 0447	20 m ² KemTex® ePTFE membrane cartridge filter
149 0675	Dust collection bin (set of 3)





Recruiting advantage for small companies: Clean indoor air through CleanAirTower

Fronz Metallbau GmbH is at home in the production of prototypes and samples from a quantity of one up to smaller series, and develops 3D designs and laser cut blanks. With its 12 employees, the company has its own powder coating for steel, stainless steel or aluminium and works with thermal processing methods such as cutting, grinding and welding. The metal company from Asbach in Baden-Württemberg is an average company, but a look behind the facade shows what even a small company can do for the health of its employees.

Dangers to employees identified at an early stage

Early on, the metalworking company was aware of the immense dangers inherent in welding fumes and from cutting and grinding dust. Fronz Metallbau invested in the protection of its employees more than a decade ago. While below-table extraction systems for laser systems were unavoidable in any case, the company gradually expanded its range of protective welding equipment to include **extraction units for source extraction** during welding. And it went even further: Fronz Metallbau focussed on all of the air in the hall and developed an **integral air pollution control concept** with KEMPER. Thanks to the clean air technology employed, the company now has the best arguments for employee retention and recruitment. The two **CleanAirTower general ventilation systems** from KEMPER are central to implementing the concept. The two filter towers operate according to the **principle of layer ventilation recommended** by the Employer's Liability Insurance Association (Wood and Metal). At a height of about 3.5 metres, they capture the hazardous substances rising due to their thermal properties.

The systems separate more than 99.9 percent of even ultra-fine particles and gently discharge the purified air at ground level. This forms a circuit that permanently cleans the indoor air.

Proven excellent indoor air quality

Since Fronz Metallbau has implemented the clean air concept, the fine dust warning light has always been green. The **AirWatch air monitoring system** from KEMPER proves, in a way that is visible to all employees, the benefits of general ventilation systems on the indoor air quality. It permanently measures the air quality and, **thanks to highly sensitive sensor technology**, detects individual fine dust particles as small as 0.1 µm.

AirWatch and CleanAirTower are networked with one another. The stored software displays limit values and automatically controls general ventilation systems on the basis of the recorded fine dust data. The system automatically starts up the general ventilation systems and the air is cleaned long before there is a risk of the limits being exceeded. The relevant data on air quality is continuously fed into an app. This enables Fronz Metallbau to control the indoor air quality on a PC, tablet or smartphone at any time and from any location.

Trust in the employer due to effective protective welding equipment

The feedback from employees could hardly be clearer: Since the company has implemented **KEMPER's protective welding equipment concept**, the air quality in the hall has again improved significantly. This allows Fronz Metallbau to create trust both internally and externally because the company consistently integrates the measures for general ventilation in its communication, e.g. recruiting videos.



AirCO2NTROL Air Purifier

 **Constant air volume flow control**

 **Presence detection**



Applications

- Schools, kindergartens, public institutions
- Hotels and pensions
- Bistros, restaurants, bars and cafés
- Sports and leisure facilities
- Health care such as doctors' surgeries and hospitals
- Service, retail and trade

Properties

- 360 degree air inlet opening
- Presence detection
- Lockable maintenance cover

Benefits

- Automatic switching on and off thanks to presence detection
- Quiet continuous operation due to low noise level
- Separate filter monitoring for pre-filter and main filter for maximum filter service life and replacement as required
- XXL HEPA-H14 filter ensures reliable separation of aerosols, viruses and bacteria
- Constant air volume flow control, independent from the filter saturation
- Six fold air exchange per hour in rooms up to 100 m² or 250 m³ room size

Technical Data

Filter	
Filter method	Storage Filter
Filter surface	20 m ²
Type of filter	Filter cassette
Filter efficiency	> 99.99 %
Filter class	HEPA-Filter H14
Basic data	
Air flow rate (max.)	1500 m ³ /h
Air flow rate (min.)	300 m ³ /h
Dimensions (w x h x t)	793 x 836 x 1660 mm
Weight	148 kg
Motor power	0.75 kW
Power supply	1 x 230 V / 50 Hz
Power consumption in Watt per m ³ /h	0,3 W/m ³ /h
Rated current	6 A
Sound pressure level at 1.200 m ³ /h	49 dB(A)
Sensors	Motion sensor

Order Data

Art. No.	Description
390 701	Air purifier AirCO2NTROL
390 700	Air purifier AirCO2NTROL with UV-C filter

Replacement Parts and Accessories

Art. No.	Description
109 0686	Main filter H14
109 0685	Prefilter F7
360 5244	UV-C lamp



Virus and bacteria-free breathable air with AirCO2NTROL from KEMPER

Plug and play - Just **configure it once** and clean the room air permanently and without hesitation with the **best filter technology**. Thanks to the **permanent air volume flow control**, AirCO2NTROL ensures a high and reliable **six-fold air exchange** per hour and this in rooms of up to **100m²** in very **quiet continuous operation**. The automatic motion sensor enables carefree operation without having to think about switching the unit on and off.

Highlights

- Constant volume flow control, independent from the filter saturation
- Switch on and off via motion sensor
- Six-fold air exchange per hour for up to 100m²
- Large HEPA-H14 filter (20 m² filter surface) with over 99.995 % separation of aerosols, viruses and bacteria
- Separate filter monitoring for prefilter and main filter
- UV-C radiation inactivates viruses and bacteria and ensures a contamination-free Filter change
- Manipulation protection thanks to safety locks on the maintenance covers
- Very quiet continuous operation
- Intake opening on all sides – 360 degree
- High mobility with stable swiveling castors
- Plug & Play - pre-assembled

DELOCK
BRASS

KEMPER

AirWatch

AirWatch



Control of room ventilation systems



Air monitoring with traffic light display



Applications

- Monitoring and documentation of air quality/dust concentration*
- Workstations, production halls, logistic halls and warehouses
- Efficient control of room-ventilation and extraction systems*

Properties

- Visual, laser-operated measurement methods
- Individually adjustable limit values and alarm thresholds*
- Fleet management via cloud connection*
- Extensive evaluation options in the dashboard*
- Displays particle count, size distribution as PM2.5 and PM10 on smartphone, tablet and PC*
- KEMPER-Cloud connection via mobile network*

Benefits

- Visual display of the limit values by LED light area (green, yellow, red)
- Documentation through detailed measurements and storage of the data in the KEMPER Cloud*.
- Presentation of the effectiveness of occupational safety measures on the AirWatch itself or in the KEMPER Cloud*
- Energy cost savings through demand-oriented ventilation control of KEMPER general ventilation systems

Technical Data

Basic data

Diameter	128 mm
Dimensions (D x H)	128 x 340 mm
Weight	2.9 kg
Power supply	1x100-240 V, 50/60 Hz
Power	10 W
Noise level	30 dB(A)
Radio standard	3G/Global
Frequency	Quad-band

Order Data

Art. No.	Description
390 200	AirWatch

* Cloud function: Cloud use free of charge of 12 months

Replacement Parts and Accessories

Art. No.	Description
390 251	Telescopic tripod for AirWatch
390 250	Wall bracket for AirWatch





KEMPER AirWatch

PM 2.5



2 µg/m³

Zuletzt aktualisiert: vor 5 Monaten

PM 10



2 µg/m³

Zuletzt aktualisiert: vor 5 Monaten


Partikelanzahl



5.610.000

Zuletzt aktualisiert: vor 5 Monaten

CleanAirTower



KEMPER-Connect

General ventilation systems will become industry 4.0 capable with new sensor technology and the cloud-based control portal KEMPER-Connect. The portal networks extraction systems, general ventilation systems and other machines on the basis of mobile phone connectivity. You get an overview of relevant process data in real time in various dashboards. For central room ventilation systems, this includes important information such as motor temperature, differential pressure, motor power, operating hours and status messages.

Predictive maintenance becomes a reality and operational and failure safety is improved. Simple networking with other devices and the AirWatch room air monitoring system also enables machine-to-machine communication with adjustable, control-based processes.

Advantages

- Autarkic networking via mobile phone technology (no intervention in company networks necessary)
- Overview of relevant process data in real-time in the cloud
- Better control over installations - regardless of location
- Service and diagnosis conveniently via remote access
- Reduced downtime of filter systems through predictive maintenance
- Machine-to-machine communication
- Rule-based functions for the automation of extraction technology
- Fleet Management

KemJet

 **Room ventilation with cleanable filters**

 **Circulation of the filtered air by means of nozzles**



Applications

- Workshops where local exhaust ventilation is not possible
- To complement local exhaust ventilation systems
- Environments with changing sources of smoke and dust
- For large work pieces or where work positions are well separated

Properties

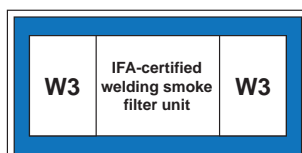
- Automatic filter cleaning, pressure-controlled
- Control via touch screen
- KemTex® ePTFE filter cartridges
- Dust collection container with pneumatic lifting device
- High-performance nozzles adjustable by 30 degrees

Benefits

- Cleaned air distribution adaptable to the location of the plant as high-performance nozzles are adjustable by 30 degrees
- Contamination-free dust collection due to compressed air fixation of dust collection containers
- Uninterrupted continuous operation due to automatic differential pressure-controlled filter cleaning
- Various outlet heights possible by using different pipe lengths
- Little noise emission due to a low noise level
- Heating costs minimised by air recirculation
- Quick and simple to set up
- Convenient operation due to intelligent control via touch screen with diagnostic system

Accessories

- Automatic dust disposal - DustEvac
- External On/Off
- AirWatch
- Stanchion support
- Wall-mounting kit





KemJet 6000

KemJet general ventilation system with maximum extraction capacity of 6,000 m³/h. An installation of this size has a total filter area of 60 m² and ducts for the extraction over a length of 1 x 6,000 mm. The blow-out angle of the 10 individual nozzles can be individually adjusted by 30 degrees each and the cleaned air is returned up to 30 metres into the room.



KemJet 9000

KemJet general ventilation system with maximum extraction capacity of 9,000 m³/h. An installation of this size has a total filter area of 90 m² and ducts for the extraction over a length of 2 x 6,000 mm. The blow-out angle of the 12 individual nozzles can be individually adjusted by 30 degrees each and the cleaned air is returned up to 38 metres into the room.



KemJet 13000

KemJet general ventilation system with maximum extraction capacity of 13,000 m³/h. An installation of this size has a total filter area of 120 m² and ducts for the extraction over a length of 2 x 9,000 mm. The blow-out angle of the 10 individual nozzles can be individually adjusted by 30 degrees each and the cleaned air is returned up to 45 metres into the room.

Order Data

Art. No.	Extraction capacity	Filter surface total	Length of extraction duct	Nozzles	Air nozzles, range
99 880 0407	6000 m ³ /h	60 m ²	6000 mm	10 x 200 mm	approx. 30 m
99 880 0401	9000 m ³ /h	90 m ²	2 x 6.000 mm	12 x 200 mm	approx. 38 m
99 880 0414	13000 m ³ /h	120 m ²	2 x 9.000 mm	10 x 250 mm	approx. 45 m

With KemJet to "Clean production"



Source extraction systems were already in use at Tenwinkel GmbH & Co. KG but, against the background of increasingly stringent workplace limits, occupational health and safety in production was given even higher priority. The company no longer looked just at individual workplaces but focussed on the overall indoor air quality.

After all, keeping the production air clean has always played an important role for the manufacturer of technical concrete parts and so, together with KEMPER, the company developed a new general ventilation system on the basis of an independent energy concept. As a result, Tenwinkel decided to invest in the KemJet general ventilation system.

Optimum addition to the local exhaust ventilation

Complementing the mobile source extraction units already present, KEMPER integrated the general ventilation system in a central position on a gallery above the welding stations. From there, a ducting system runs along the hall wall. Open points in the ducting system continuously draw in the contaminated air. In this way, thanks to their special

thermal properties, the rising hazardous substances enter the filter system.

After the ultra-fine dust has been separated by the high-quality filter media, KemJet guides the cleaned air back into the hall, hence ensuring a constant exchange of air. Tenwinkel achieves large energy cost savings by returning already heated air to the hall.

The high-performance nozzles are each adjustable by 30 degrees. In this way, Tenwinkel can influence the distribution of fresh air itself and deliberately direct clean air into specific areas of the hall. The nozzles guide the cleaned air above the intake pipes back into the hall – and this with an enormous reach. The automatic, differential pressure-controlled filter cleaning system enables uninterrupted continuous operation.

Effective protection for all employees

Because Tenwinkel already relied on source extraction systems at the welding stations before installing KemJet, the manufacturer is following the recommendation for an overall view of the hall air. KemJet acts in a complementary way, protecting not only the welders, but all production employees.

"The quality of the indoor air has improved significantly. The effect is visible to all our employees. We are very pleased with the result."

Markus Tenwinkel
Managing Director

Concept creation individually tailored to your needs



Whether displacement or mixed ventilation system: A general ventilation system for welding fumes is more than just a mere supplement to local extraction systems. It also ensures occupational safety for surrounding workplaces.

The following basic rule applies to occupational health and safety during welding: The more dense the welding fumes are collected at their source, the greater the chance of extracting all hazardous particles from the air in the workshop. Therefore, the relevant regulations state that pollutants must be collected directly at the point of origin.

In practice, however, the situation is often different, as each production workshop and welding task is different. KEMPER therefore offers ventilation solutions as a supplement to spot extraction or personal occupational safety, using the mixed ventilation principle, displacement ventilation - also known as stratified ventilation - or concepts with a

combination of both. We analyse your initial situation and develop a hall ventilation concept that is suitable for your production environment, taking into account your budget, energy efficiency and the best possible factory air quality.

Stratification ventilation / displacement ventilation

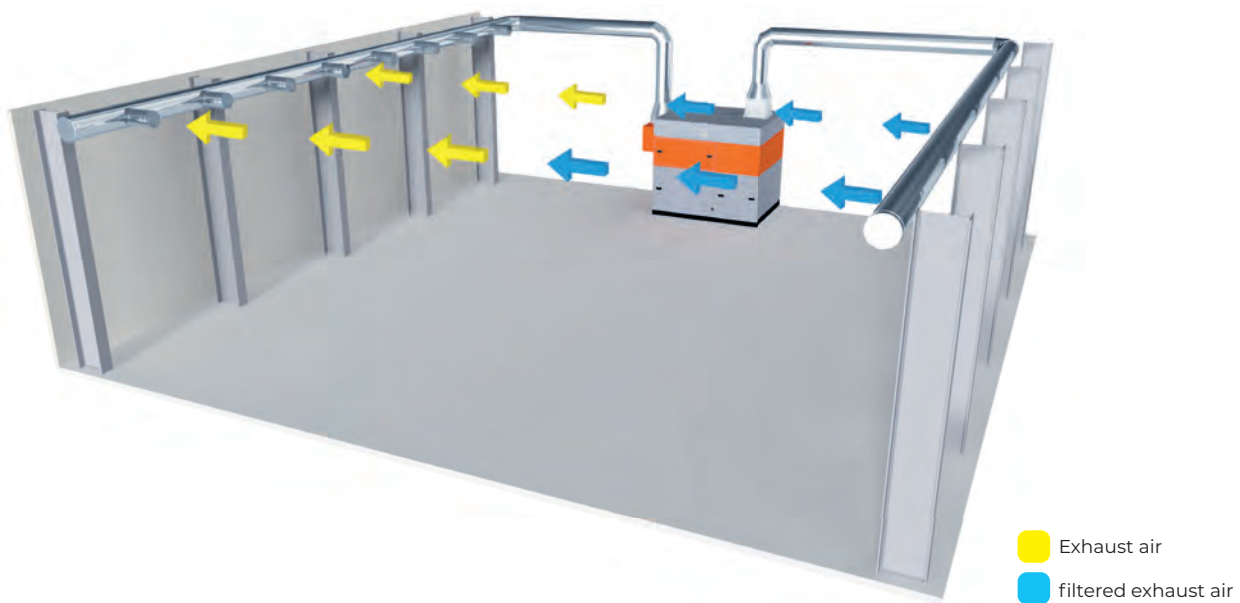
Via inlet pipes at a height of four to six metres, the rising air containing pollutants is collected. Displacement outlet pipes close to the floor return the filtered air back into the room with low impulse. The filtered air displaces the welding smoke and supports its thermal flow. The pipes are connected to the central extraction and filter system.

Mixed ventilation /Push-Pull

The Push-Pull room ventilation system is an opposite outlet and inlet pipe system at a height of about four to six metres. The pipes are connected to a central extraction system. The entire hall air is mixed in this air cleaning principle.



Push-Pull-System



Applications

- Low to medium levels of smoke and dust
- Workshops where local exhaust ventilation is not possible
- To complement local exhaust ventilation systems
- Environments with changing sources of smoke and dust
- For large work pieces or where work positions are well separated

Benefits

- Flexibly expandable by additional piping
- Uninterrupted continuous operation due to automatic differential pressure-controlled filter cleaning
- Heating costs minimised by air recirculation
- Convenient operation due to intelligent control via touch screen with diagnostic system
- Contamination free dust collection due to compressed air lift for duct collection container

Mode of operation

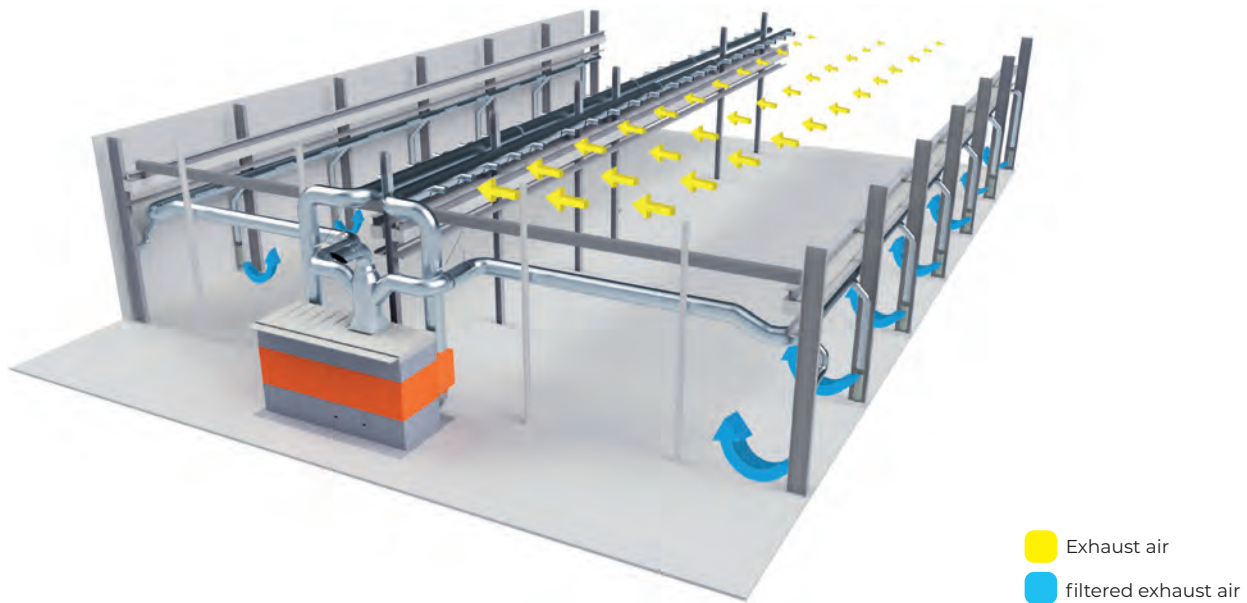
- Outlet and inlet pipes (push-pull) are mounted opposite each other at a height of 4-6 m and connected to a central filter system
- Contaminated, warm air rises and by the air flow from the outlet pipe is moved in a controlled manner towards the inlet
- Contaminated air is extracted via the inlets and purified in the filter system
- The clean air returns to the factory building via the outlets so the veil of smoke disappears

Accessories

- Automatic dust disposal - DustEvac
- External On/Off
- AirWatch



Displacement Ventilation



Applications

- Medium to high levels of smoke and dust
- Workshops where local exhaust ventilation is not possible
- To complement local exhaust ventilation systems
- Environments with changing sources of smoke and dust
- For large work pieces or where work positions are well separated

Benefits

- Optimised, low velocity air flow by using thermal air currents
- Uninterrupted continuous operation due to automatic differential pressure-controlled filter cleaning
- Can be adapted to specific work areas due to a flexible number of outlet pipes
- Heating costs minimized by air recirculation
- Convenient operation due to intelligent control via touch screen with diagnostic system
- Contamination free dust collection due to compressed air lift for duct collection container

Mode of operation

- Outlet pipes are installed close to the floor, inlet pipes at a height of 4-6 m and connected to a central extraction and filter system
- Contaminated, warm air rises, is collected through the inlet pipes and cleaned in the filter unit
- The purified, clean air exits from the outlet pipes at low velocity near the floor
- The warm, fresh air displaces the welding fumes towards the inlet pipes and at the workplaces a constant, circulating air stream is created

Accessories

- Automatic dust disposal - DustEvac
- External On/Off
- AirWatch

►Video





INGENIA 2000 kg

12

05732

KEMPER

Push-Pull for high indoor air quality

One side blows out clean air, the other draws in contaminated air: In this way, **push/pull systems** generate a permanent cycle that continuously maintains the indoor air quality at a high level. **Wimmer Hartstahl GmbH** in Thalgau, Austria, benefits from an individually tailored air pollution control concept.

For more than 35 years, Wimmer Hartstahl has been manufacturing attachments such as buckets for hydraulic excavators. Welding is a central part of the production process. But the existing welding fume extraction system was getting on in years. Therefore, together with KEMPER, Wimmer Hartstahl redesigned its entire protective welding equipment.

Mix of measures for clean indoor air

The focus was not only on the welders' working area, but on the entire indoor air quality. The result was a **mix of different measures**.

"The overall solution – right up to sound insulation using wall partitioning systems – from KEMPER was a perfect fit for us right from the start. During the consulting phase, KEMPER responded to our requirements in a very individual way."

Andreas Wimmer
Managing Director

For the welding stations, KEMPER integrated the required source extraction. Even during grinding, KEMPER grinding tables with integrated extraction collect the dust directly where it is produced.

In addition to source extraction, KEMPER integrated a **general ventilation system** that filters undetected hazardous substances from the air and provides healthy indoor air. The manufacturer designed the **push/pull system** individually for the size of the Wimmer Hartstahl hall.

The ducting systems are arranged opposite each other. While the cleaned air flows into the production area on one side of the hall, the air contaminated with hazardous substances is drawn in again on the other side. This **mixed ventilation principle** generates a horizontal air flow that captures any remaining hazardous substances. Due to the thermal effect, it collects the rising hazardous substances in the upper part of the hall. Displacement outlet pipes near the floor support their natural uplift.

All extraction units are connected to two central **filter systems of the WeldFil type**. Due to space constraints, KEMPER integrated them outside the hall. The **high-performance filters** are capable of separating particles with a size of less than 0.1 µm from the contaminated air – and this to a level of more than 99.99 percent. Only then can the cleaned general air be recirculated and the already heated air remains in the hall. This saves **energy costs**, especially in winter. In order to supply the necessary amount of fresh air in accordance with legal requirements (depending on the material being processed), the push/pull system at Wimmer Hartstahl is also equipped with a **two-way distributor**.

KEMPER:
Clean air even
with the hall
doors closed.



Accessories and spare parts for AirWatch

Art. No.	Description
390 251	Telescopic tripod for AirWatch
390 250	Wall bracket for AirWatch



Accessories and spare parts for CleanAirTower SF

Art. No.	Description
390 45 001	Main filter 100m²
109 05 49	Prefilter mat made of a knitted aluminium wire mesh for CleanAirTower SF



Accessories and spare parts for CleanAirTower

Art. No.	Description
109 0447	20 m² KemTex® ePTFE membrane cartridge filter
109 0541	Aluminium pre-filter set, 8 pre-filters per set (For type 390600)
149 0675	Dust collection bin (set of 3)



Accessories and spare parts for KemptJet

Art. No.	Description
109 0440	10 m² KemTex® ePTFE membrane cartridge filter



Accessories and spare parts for AirCO2NTROL

Art. No.	Description
109 0686	Main filter H14
109 0685	Prefilter F7
360 5244	UV-C lamp



Extraction Systems - Central

Overview

Outstanding filter technology	132
Filter cartridges	134
KEMPER Extraction and Filter Systems	135

Central Suction And Filter Units

WeldFil Compact	137
-----------------	-----

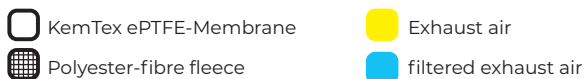
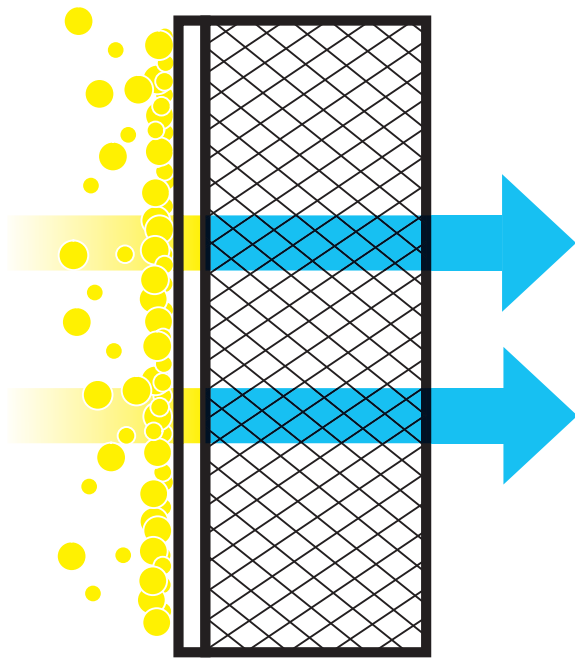
Extension for extraction systems

DustEvac Dust Removal System	146
Spark Separator SparkTrap	147
VarioHood	152



KEMPER:
**The #1 in central
extraction and
filtration
systems.**

Surface filtration with KemTex® ePTFE membrane filters



Optimal for welding and cutting

Within the framework of the WELDOX study, which was carried out in cooperation with employers' liability insurance associations and the German Institute for Occupational Safety and Health of the DGUV (IFA), measurements of the particle sizes of welding fumes were carried out in 33 companies.

The median value of the particle size of welding fumes was between 20 and 180 nanometres. Particularly fine particles, on average around 20 - 70 nm, were found in TIG welding. In MAG and MIG welding processes, the median value was between 40 and 200 nm.

In the welding fume plume, between 100,000 and 200,000 particles per cm³ were counted. This means that welding fume particles are generally alveolar and the limit values for the A-dust fraction apply. The finest particles can also penetrate cell walls and spread throughout the body via the bloodstream. This is why a high degree of separation is so important even against the finest particles such as welding fumes.

Only particles that have not penetrated the filter medium can be cleaned off again. Therefore their separation is necessary on the filter surface at this stage.

This is optimally achieved by our thin KemTex® ePTFE membrane. It has a unique microstructure of billions of randomly arranged pores. The membrane is supported by a polyester fibre fleece on which it is thermally bonded.

Due to the finest fibres and pores of the KemTex® ePTFE membrane, even particles down to about 100 nanometres are effectively separated. Thus an effective surface filtration and with good cleanability is achieved.



KEMPER
WeldFit Compact

Filter cartridges



Properties

- Large pleat distance while having the same filter area per cartridge
- Flexible filter pleats support filter cleaning
- Even and gentle cleaning using rotating nozzle
- Vertical installation in filter systems

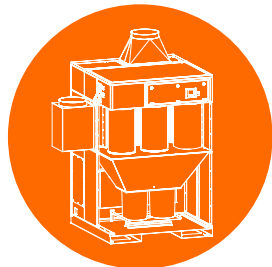
Benefits

- Less choking up of the filter pleats due to larger distance between pleats
- Very long service life of the filter elements and rotating nozzles
- Cost savings through optimal cleaning properties
- Less dust deposition due to being vertically installed

Automatic cleaning

- Pressure-controlled breath-responsive cleaning by compressed air
- A blast of compressed air from the integrated compressed air tank sets the rotating nozzle in motion
- The rotational movement of the rotating nozzle creates an even flow
- This achieves optimal cleaning performance of the KemTex® ePTFE filter cartridges

Central extraction and filter systems in detail



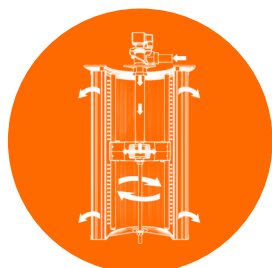
How it works

The polluted air is extracted via a duct, while the dust is separated on the surface of the filter medium. When the filters are saturated, the filters are automatically cleaned by compressed air as required. The repelled dust falls in a connection into a dust collection container and the clean air is returned back to room again.



The filter technology

Our KemTex® ePTFE membrane filters with special ePTFE layer are used in central filter systems. They have an excellent cleaning process and long filter service life. The unique microstructure of billions of randomly arranged pores also ensures the separation of ultrafine nanoparticles down to 100 nanometres.



The cleaning

The surface filtration enables an efficient cleaning of the used filter cartridges. The filter cartridges are cleaned automatically and as required by means of compressed air, while the dust sitting on the surface separates from the filter medium and falls into a dust collection container.



Other special features

- Intelligent control with touch screen
- Diagnostic system and analysis function with various sensors to monitor the proper functioning of the installation
- Potential-free contacts for receiving an external on/off signal
- WeldFil Compact Plug & Play ready for connection with 16A CEE plug




WeldFil-/ Compact



For many workplaces



Extraction capacity up to 26400 m³/h



Applications

- High levels of smoke and dust
- Welding and grinding shops
- Training centres and robotic welding lines
- Laser, plasma and flame cutting systems
- Can be installed outdoors

Benefits

- Contamination-free dust collection due to compressed air fixation of dust collection containers
- Uninterrupted continuous operation due to automatic differential pressure-controlled filter cleaning
- Little noise emission due to a low noise level
- Quick and simple set up, delivered ready to plug in with forklift pockets and lifting eyes *¹
- Considerable energy cost savings by using the automatic extraction volume control
- Flexible integration of the control system into third-party systems such as cutting equipment due to potential-free contacts *²
- Best health protection for employees by use of KemTex® ePTFE cartridges with surface filtration

Properties

- Automatic filter cleaning, pressure-controlled
- Control via touch screen
- KemTex® ePTFE filter cartridges
- Dust collection container with pneumatic lifting device
- Preassembled and ready to plug in *¹
- Forklift bags *¹

Accessories

- Automatic dust disposal - DustEvac
- Automatic extraction volume control
- External On/Off
- Fleet management, remote maintenance and pre-noise maintenance using autarkic networking via mobile radio to the KEMPER cloud
- Spark separator – SparkTrap
- Weatherproof housing for outdoor installation

Order information WeldFil Compact (Plug & Play pre-assembled)

Art. No.	Extraction capacity	Vacuum	Filter surface total	Motor power	Dimensions (w x h x t)
34 20	1250 - 1800 m ³ /h	2600-2280 Pa	30 m ²	3 kW	962 x 962 x 2110 mm
34 30	2000 - 2880 m ³ /h	2550-2000 Pa	40 m ²	3 kW	962 x 1413 x 2110 mm
34 40	2750 - 3960 m ³ /h	2700-2050 Pa	60 m ²	4 kW	1413 x 1413 x 2110 mm
34 50	3500 - 5040 m ³ /h	2650-2100 Pa	70 m ²	5,5 kW	1413 x 1864 x 2110 mm
34 65	4500 - 6480 m ³ /h	2750-2000 Pa	90 m ²	5,5 kW	1413 x 1864 x 2110 mm
34 75	3750 - 7500 m ³ /h	2550-1900 Pa	100 m ²	7.5 kW	1413 x 1413 x 2784 mm
34 85	6000 - 8640 m ³ /h	2500-2050 Pa	120 m ²	7.5 kW	2378 x 1864 x 2110 mm

*1 only with WeldFil Compact

Order Data WeldFil

Art. No.	Extraction capacity	Vacuum	Filter surface total	Motor power	Dimensions (w x h x t)
34 110	7500 - 10800 m ³ /h	2600-2000 Pa	140 m ²	11 kW	2826 x 1864 x 2670 mm
34 130	9000 - 12960 m ³ /h	2250-1500 Pa	180 m ²	11 kW	2826 x 1864 x 2670 mm
34 160	11000 - 15840 m ³ /h	2330-1600 Pa	220 m ²	11 kW	4239 x 1864 x 2670 mm
34 180	12000 - 17280 m ³ /h	2550-1800 Pa	240 m ²	15 kW	4239 x 1864 x 2670 mm
34 200	13500 - 19440 m ³ /h	2250-1600 Pa	260 m ²	15 kW	4239 x 1864 x 2670 mm
34 220	15000 - 21600 m ³ /h	2550-1800 Pa	300 m ²	18.5 kW	4239 x 1864 x 2670 mm
34 240	16500 - 23760 m ³ /h	2250-1800 Pa	320 m ²	18.5 kW	4239 x 1864 x 2670 mm
34 270	18500 - 26640 m ³ /h	2250-1800 Pa	360 m ²	22 kW	4239 x 1864 x 2670 mm

*2 only with WeldFil





The centrepiece: High performance extraction with WeldFil

All signs pointed to a positive business development. A new production site was needed. In addition to a new, state-of-the-art machine park, RIKA also focused on protective welding equipment for its employees. Extraction systems for various working areas were already in use. What was missing was an overall concept for air pollution control. KEMPER put together a tailor-made air pollution control concept for the new local conditions. The centrepiece of the system is the WeldFil central suction and filter unit.

**"Thanks to KEMPER technology,
we are now breathing extremely
clean indoor air"**

Reinhard Trippacher
Managing Director at RIKA Blechkomponenten.

Central link of all extraction systems

KEMPER adapted the extraction technology to the special occupational safety requirements of individual working areas – even with the high degree of automation in the new RIKA production facility. In the central WeldFil filter system, all extraction elements from the individual working areas converge into a ducting system. The system is capable of removing more than 99.9 percent of the welding fumes from the contaminated air. To save space, it was positioned on a gallery specially set up for this purpose.

In order to connect the filter system with the extraction elements, the company laid more than 150 metres of ducting in the new production hall.

KEMPER installed the extraction technology for the detection of hazardous substances in three robot cells, nine manual welding stations plus reserve station, four spot welding systems, one stud welding system, two manual grinding stations and one robotic grinding cell. Thanks to the automatic volume flow regulation, the entire system is capable of extracting hazardous substances at a constant level of performance, even if a large part of the work is carried out in parallel.

Whereas the elementary filtering process takes place at a central point within the WeldFil system, the hazardous substances are extracted in situ. Whether manual or automated: The extraction elements are precisely matched to the respective processes. In addition to air pollution control, various partitions create a clear structure inside the hall. This clear organisational separation of the individual working areas completes the comprehensive occupational safety concept.

But what would centralised extraction be if possible risks were not taken into account. In order to prevent filter fires, KEMPER integrated its SparkTrap spark pre-separator. It prevents coarse particles, sparks and other impurities from penetrating the filter system, thus protecting the sensitive WeldFil filter medium and, ultimately, even preventing unwanted filter fires.

Automatic extraction power control

An extraction system with connected frequency inverter for **automatic extraction power control** achieves large energy and cost savings. With the help of a frequency inverter, the motor speed and thus the power consumption is permanently **adapted to the current demand**, because an extraction system rarely requires the maximum motor power. For the major part of the operating time, no unnecessary energy is consumed. Slow starting of the motor protects the components, increases the service life and reduces the maintenance effort.

The noise emissions of the fan are significantly reduced and employee protection is improved. For a large part of the operating time, the extraction system runs in a well-regulated partial load range. It consumes noticeably less electricity. The starting current is reduced, which is several times the nominal current. This is important when designing the cabling and fuses.

When operated by a inverter, the current consumption does not rise above the nominal current of the motor. Thus it is far below the current consumption than when using a star/delta connection or a soft starter.

If sometimes more and sometimes less welding stations are in operation, the **extraction capacity automatically remains constant at all workplaces**.

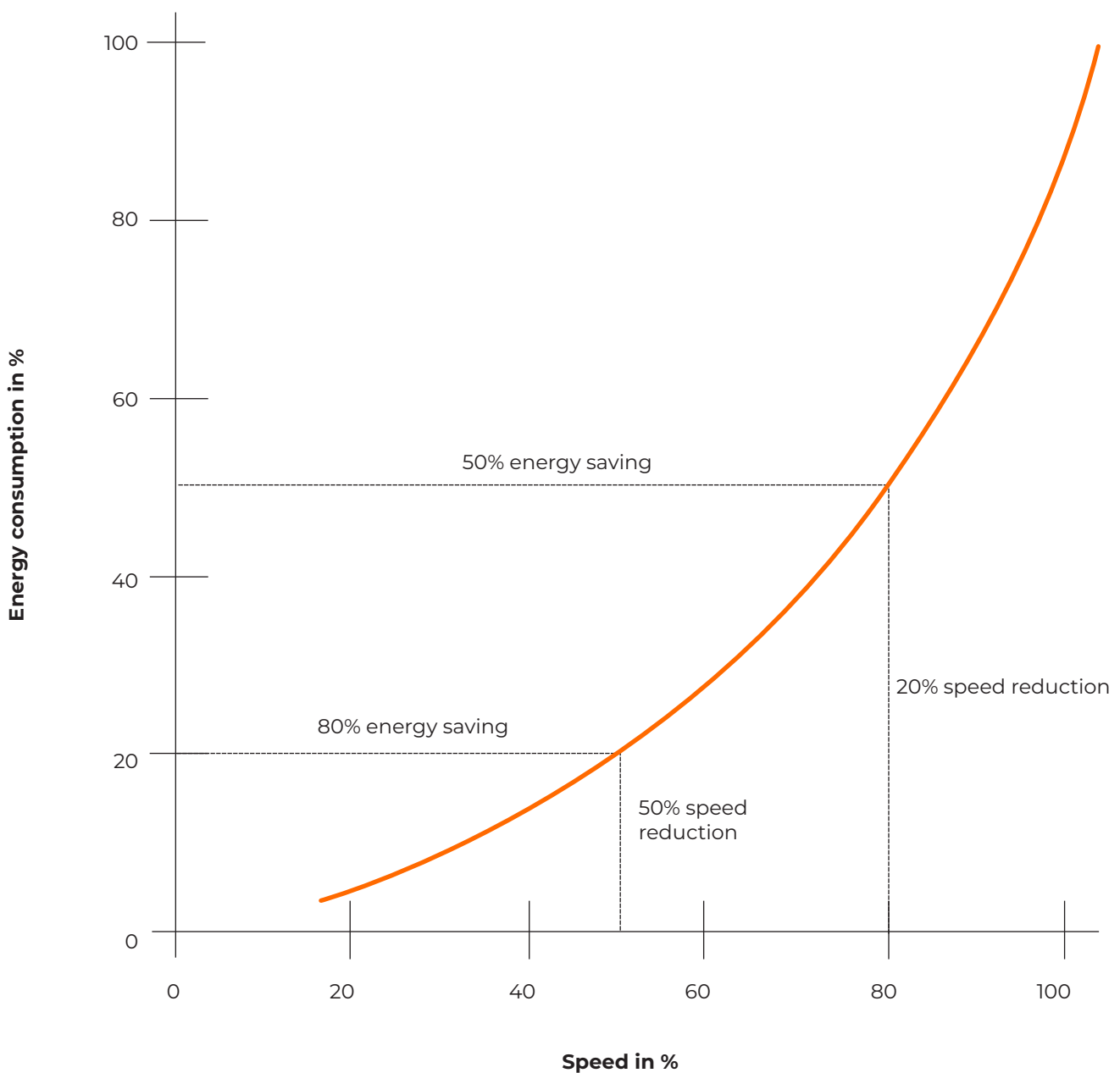
In some countries government support can be obtained through subsidised programmes in the form of grants or **reduced-interest loans**.

Advantages at a glance

- Great energy and cost savings
- Constant extraction performance at all workplaces
- Protection of electrical components
- Reduction of the maintenance effort
- Reduced noise emissions
- Well-regulated partial load range
- Lower starting current

Energy and cost savings

If the motor speed is reduced by, for example, 20 %, the power consumption, i.e. the energy consumption, drops disproportionately by about 50 %. In addition to the disproportionate reduction, a frequency inverter takes the individual characteristics of motors into account and adjusts itself accordingly. The motor is supplied with optimum voltage, current and frequency. This increases efficiency and reduces energy consumption by a further 3-4 %.



**KEMPER-Connect:
Digital fleet
management and
predictive
maintenance.**

Start/Stop Set



Mode of operation

- Start-Stop box power connection direct or with CEE plug (1)
- (2) The electronic unit is connected to the User Box
- (3) The box detects the current flow and opens the connected electric motorised damper.
- For direct electrical connection the box is equipped with a circuit breaker (4)
- The damper closes automatically after the work process is finished

Properties

- Both outlets can be used simultaneously.
- Box version contains an all-pole switch-disconnector in the enclosure
- 1m cable length from motorised damper to connection box
- 10m cable length from connection box to Start/Stop box
- After-run time for opening the damper can be individually adjusted
- By the connectionbox a further light hood can be connected.

Order Data

Art. No.	Power supply	Exit 1	Exit 2	Diameter damper
998 103 517	CEE plug 32A/5-pin	CEE plug 32A/5-pin	Single phase socket 16A	2" (HV)
998 103 518	CEE plug 32A/5-pin	CEE plug 32A/5-pin	Single phase socket 16A	160 mm
998 103 519	CEE plug 32A/5-pin	CEE plug 32A/5-pin	Single phase socket 16A	250 mm
998 103 520	CEE plug 32A/5-pin	CEE plug 32A/5-pin	Single phase socket 16A	355 mm
998 103 521	CEE plug 16A/5-pin	CEE plug 16A/5-pin	Single phase socket 16A	2" (HV)
998 103 522	CEE plug 16A/5-pin	CEE plug 16A/5-pin	Single phase socket 16A	160 mm
998 103 523	CEE plug 16A/5-pin	CEE plug 16A/5-pin	Single phase socket 16A	250 mm
998 103 524	CEE plug 16A/5-pin	CEE plug 16A/5-pin	Single phase socket 16A	355 mm
998 103 525	Cable connection 32A	CEE plug 32A/5-pin	Single phase socket 16A	2" (HV)
998 103 526	Cable connection 32A	CEE plug 32A/5-pin	Single phase socket 16A	160 mm
998 103 527	Cable connection 32A	CEE plug 32A/5-pin	Single phase socket 16A	250 mm
998 103 528	Cable connection 32A	CEE plug 32A/5-pin	Single phase socket 16A	355 mm
998 103 529	Cable connection 16A	CEE plug 16A/5-pin	Single phase socket 16A	2" (HV)
998 103 530	Cable connection 16A	CEE plug 16A/5-pin	Single phase socket 16A	160 mm
998 103 531	Cable connection 16A	CEE plug 16A/5-pin	Single phase socket 16A	250 mm
998 103 532	Cable connection 16A	CEE plug 16A/5-pin	Single phase socket 16A	355 mm



DustEvac

Dust Removal System

-  **External dust disposal**
-  **Contamination free dust disposal**



Applications

- Medium to high amounts of dust
- For dust collected during cutting, welding and grinding processes
- For connection to KEMPER filter systems with dust collection container

Properties

- Automatic dust removal from filter systems
- Continuous dust removal by vacuum conveyor
- Controlled and monitored via the filter system

Benefits

- Highest possible health and safety protection with contamination-free dust disposal
- Clean dust collection area
- Productivity increase thanks to uninterrupted operation of the filter system and large capacity
- Fast and easy dust disposal in BigBags, transportable via forklift

Accessories

- Stackable BigBags

Order Data

Art. No.	Description
38 110	For 1 filter module
38 120	For 2 filter modules
38 130	For 3 filter modules



Spark Separator SparkTrap



Minimization of fire hazards



Filter service life extension



Applications

- Applications with an increased fire hazard
- Presence of sparks
- During welding, grinding or cutting processes
- Integrated into duct work before extraction and filter units

Properties

- Separation of sparks, glowing particles and cigarette butts
- Swirl nozzle with annular gap spark trap
- Can be combined with a spark extinguishing system
- Dust collection container and gate valve in the downpipe

Benefits

- Drastic reduction of running costs due to longer filter life
- Easy integration also into existing systems of any type or brand
- Savings resulting from less compressed air consumption and lower energy costs
- Minimization of fire hazards by pre-separating sparks and glowing particles

Accessories

- Stanchion support
- Wall-mounting kit

Order Data SparkTrap

Art. No.	Connection Ø	Air flow rate (max.)	Length
196 200 250	250 mm	2500 m³/h	2340 mm
196 200 355	355 mm	5000 m³/h	3240 mm
196 200 450	450 mm	8000 m³/h	3830 mm
196 200 560	560 mm	12500 m³/h	4590 mm
196 200 710	710 mm	20000 m³/h	5690 mm

Stanchion support

Art. No.	Description
998 103 492	Stand column set for SparkTrap DN 250
998 103 493	Stand column set for SparkTrap DN 355
998 103 494	Stand column set for SparkTrap DN 450
998 103 495	Stand column set for SparkTrap DN 560
998 103 541	Stand column set for SparkTrap DN 710



Wall-mounting kit


Art. No.	Description
998 103 485	Wall assembly set for SparkTrap DN 250
998 103 481	Wall assembly set for SparkTrap DN 355
998 103 486	Wall assembly set for SparkTrap DN 450
998 103 487	Wall assembly set for SparkTrap DN 560
998 103 540	Wall assembly set for SparkTrap DN 710



VarioHood, the modular extraction canopies




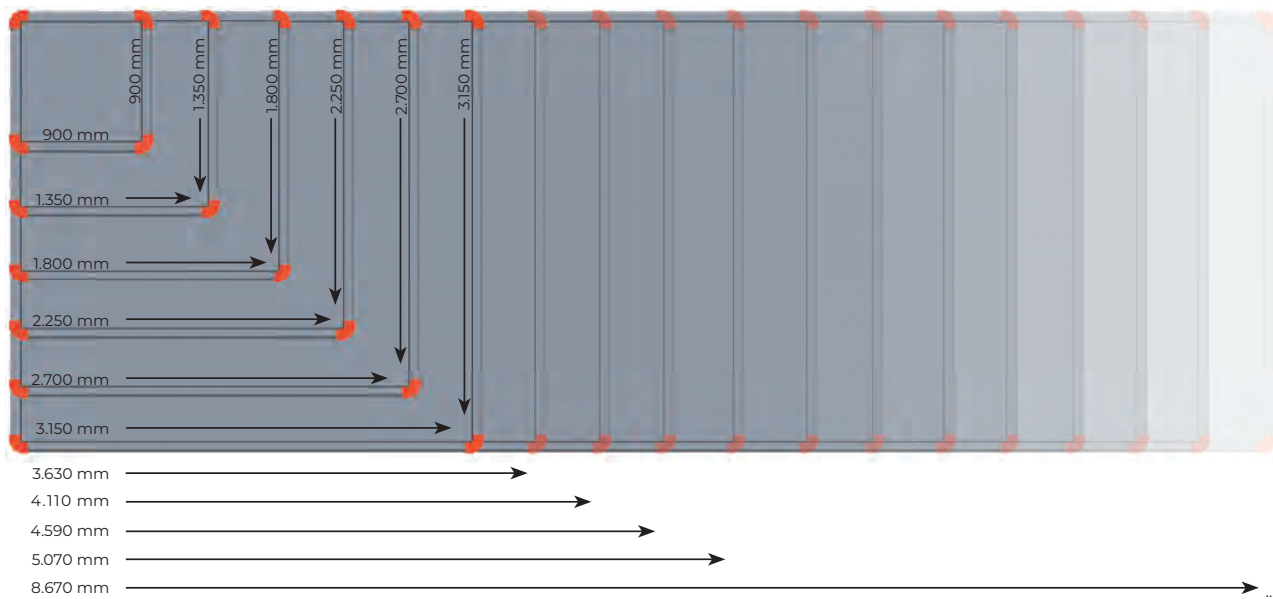
The extraction canopy can be equipped with lamellas all around which reduce the occurrence of sparks and thus protect not only the employees but the entire equipment. In addition, the dusts produced during welding and cutting cannot escape due to a lamella suspension. The length of the strips can be individually matched to your requirements.



The modular extraction canopy VarioHood has a modular design which ensures flexible adaptation of the canopy to the respective work area. With the help of the extraction canopy, the entire thermal current of a welding point can be captured without affecting other areas of the workshop. Thanks to the unique flow principle, a high efficiency of the extraction is possible with only a very low air volume. Small, elongated openings on the inner edges of the extraction canopy ensure that the air containing harmful substances during the welding process is extracted evenly and effectively.

Thanks to the unique flow principle, high extraction efficiency is possible with a very low air volume capacity. Small, elongated openings on the inner edges of the extraction canopy ensure that the dust produced is extracted evenly.





KEMPER VarioHood



VarioHood

 **For robot extraction**

 **Modular design**



Applications

- Robot extraction
- Process extraction
- Addition to the spot extraction

Properties

- Modular design
- Suspended from the ceiling, mounted on stands or integrated into a movable robot gantry
- Innovative air flow principle
- Insertable

Benefits

- Less extraction power required due to innovative flow principle
- Plenty of scope for plant design due to variety of mounting options
- Low transport costs and easy installation thanks to assembly set
- Many different sizes available due to the modular design
- Increased health protection because dust can be sucked up directly at source
- Protection against welding spatter for staff and equipment thanks to welding strips

Accessories And Replacement Parts

Art. No.	Description
70 400 302	Support stand set 2 m
70 400 301	Support stand set 2,5 m
70 400 300	Support stand set 3 m
119 0441	Chain suspension set 5 m
119 0442	Chain suspension set 10 m

Suitable strips, see chapter protective welding equipment

Order Data

Art. No.	Dimensions (w x d)	Required extraction capacity	Weight	Pressure drop	Number of extraction spigots.
232 0302	900 x 1350 mm	600 - 950 m ³ /h	56 kg	200 Pa	1
232 0402	900 x 1800 mm	800 - 1.300 m ³ /h	66 kg	200 Pa	1
232 0502	900 x 2250 mm	1.000 - 1.600 m ³ /h	91 kg	200 Pa	2
232 0602	900 x 2700 mm	1.200 - 2.000 m ³ /h	101 kg	200 Pa	2
232 0303	1350 x 1350 mm	900 - 1.500 m ³ /h	69 kg	200 Pa	1
232 0403	1350 x 1800 mm	1.200 - 2.000 m ³ /h	83 kg	200 Pa	1
232 0503	1350 x 2250 mm	1.500 - 2.400 m ³ /h	114 kg	200 Pa	2
232 0603	1350 x 2700 mm	1.800 - 2.900 m ³ /h	128 kg	200 Pa	2
232 0404	1800 x 1800 mm	1.600 - 2.600 m ³ /h	100 kg	200 Pa	2
232 0504	1800 x 2250 mm	2.000 - 3.200 m ³ /h	138 kg	200 Pa	3
232 0604	1800 x 2700 mm	2.400 - 3.900 m ³ /h	156 kg	200 Pa	2

further sizes available on enquiry/request



Extraction And Cutting Tables

Tables For Manual Applications

Grinding Table	155
Welding Table	157
Welding Table With Fan	158
Hand Cutting Table With Fixture	159
Welding Training Table	161
Training table	162
Hand Cutting Table	163
Filter-Table	164

Overview - Extraction Tables For Cutting Systems

Worth Knowing	165
KEMPER EasyFrame	167

Extraction Tables For Cutting Systems

KemTab Advance	168
KemTab HiEnd	169

Grinding Table

 **For grinding work**

 **Full-surface extraction**



Applications

- Industrial grinding and finishing

Properties

- Robust grid-type material support
- Folding side walls
- Side walls with sound insulation material
- Full coverage
- Integrated slag tray
- Connection and integration into an existing extraction system

Benefits

- Robust manufacture ensuring safe working
- Side walls can be folded back to allow for larger products
- Reduced noise levels due to soundproofed side walls
- Higher grinding dust collection rate due to full-surface capture
- Easy cleaning thanks to the integrated slag tray
- Comfortable to work with thanks to the ergonomically adapted sheet steel construction

Order Data

Art. No.	Description
99 820 0004	(B x T x H): 1.010 x 1.060 x 1.700 mm, connection spigot: diam. 250 mm
99 820 0023	(B x T x H): 1.360 x 1.060 x 1.700 mm, connection spigot: diam. 250 mm
99 820 0029	(B x T x H): 1.510 x 1.060 x 1.700 mm, connection spigot: diam. 250 mm
99 820 0016	(B x T x H): 2.000 x 1.060 x 1.700 mm, connection spigot: diam. 250 mm

Suitable filter unit

Table	Recommended filter unit
99 820 0004	34 20
99 820 0023	34 20
99 820 0029	34 30
99 820 0016	34 30





KEMPER

Welding Table

 **For manual welding work**

 **Downdraft extraction**



Applications

- Safe and clean manual welding

Properties

- Robust grid-type material support
- Integrated slag tray
- Welded, ergonomically adapted sheet steel construction
- Can be connected to filtration system or fan

Benefits

- Robust manufacture ensuring safe working
- Easy cleaning thanks to the integrated slag tray
- Comfortable to work with thanks to ergonomically adapted sheet steel construction

Order Data

Art. No.	Description
950 490 047	(W x D x H) 1.000 x 800 x 850 mm, connection spigot: diam. 160 mm
950 490 048	(W x D x H) 1.500 x 800 x 850 mm, connection spigot: diam. 250 mm
950 490 049	(W x D x H) 2.000 x 800 x 850 mm, connection spigot: diam. 250 mm

Suitable filter unit

Table	Recommended filter unit
950 490 047	34 20
950 490 048	34 20
950 490 049	34 30

Welding Table With Fan

 For manual welding work

 Downdraft extraction



Applications

- Safe and clean manual welding

Properties

- Robust grid-type material support
- Integrated slag tray
- Welded, ergonomically adapted sheet steel construction
- External cast silumin fan

Benefits

- Robust manufacture ensuring safe working
- Direct extraction of the contaminated air by the attached fan
- Easy cleaning thanks to the integrated slag tray
- Comfortable to work with thanks to ergonomically adapted sheet steel construction

Order Data

Art. No.	Description
95 021 111	(W x D x H): 1,000 x 800 x 850 mm fan capacity: 2,200m ³ /h 1.1 kW, 3 x 400 V / 50 Hz duct connection: Ø 160 mm
95 021 112	(W x D x H): 1,500 x 800 mm x 850 mm fan capacity: 3,000m ³ /h 1.5 kW, 3 x 400 V / 50 Hz, duct connection: Ø 250 mm
95 021 113	(W x D x H): 2,000 x 800 x 850 mm fan capacity: 3,000m ³ /h 1.5 kW, 3 x 400 V / 50 Hz duct connection: Ø 250 mm

Hand Cutting Table With Fixture

 **For training purposes**

 **Downdraft extraction**



Order Data

Art. No.	Description
99 841	(W x D x H) 1,000 x 650 x 800 mm, extraction spigot: Ø 160 mm

Suitable filter unit

Table	Recommended filter unit
99 841	34 20



Order Data

Art. No.	Description
99 840 0260	(W x D x H) 1,500 x 850 x 800 mm, extraction spigot: Ø 160 mm
99 840 0259	(W x D x H) 1,050 x 850 x 800 mm, extraction spigot: Ø 160 mm

Suitable filter unit

Table	Recommended filter unit
99 840 0260	34 20
99 840 0259	34 20

Applications

- Gas cutting by hand
- Apprenticeship, research and training centres
- Training departments in companies

Properties

- Workpiece clamping device with foot-operated mechanism for holding gas cutting equipment
- Integrated slag tray
- Suitable for connection to central extraction and filtering systems
- Robust steel plate construction

Benefits

- Both hands are free to work thanks to the foot-operated mechanism for clamping the workpiece
- Robust manufacture ensuring safe working
- Easy cleaning thanks to the integrated slag tray
- Comfortable to work with thanks to ergonomically adapted sheet steel construction



Welding Training Table



For training purposes



Different dimensions



Applications

- Apprenticeship and training centres
- Training departments in companies

Properties

- Robust steel profile construction
- Two-section work surface: iron bar grating and sheet steel support surface with refractory material
- Can be integrated into KEMPER extraction booths

Benefits

- By dividing the work surface, various welding operations can be taught at one workstation
- Durable due to robust steel construction

Scope Of Supply

- Iron bar grating
- Robust, welded, steel profile construction
- Sheet steel support surface with refractory material

Order Data



Art. No.	Description
95 020	(W x D x H): 600 x 600 x 800 mm, without drawer
95 021	(W x D x H): 900 x 600 x 800mm, without drawer
95 026	(W x D x H): 1,200 x 600 x 800mm, without drawer
95 020 300	(W x D x H): 600 x 600 x 800 mm, with drawer
95 021 300	(W x D x H): 900 x 600 x 800 mm, with drawer
95 026 300	(W x D x H): 1.200 x 600 x 800 mm, with drawer

Replacement Parts and Accessories

Art. No.	Description
998 800 011	Forced position welding fixture



Training table

-  **Compact and solid**
-  **Wide range of accessories**



Applications

- Apprenticeship and training centres
- Training departments in companies

Properties

- Robust steel construction
- Can be integrated into KEMPER extraction booths
- Integrated slag tray
- For connection to central extraction and filtering systems

Benefits

- Durable due to robust steel construction
- Easy cleaning thanks to the integrated slag tray



Scope Of Supply

- Robust welded steel construction
- Water container
- Electrode quiver
- Tool tray
- Forced position welding fixture

Order Data

Art. No.	Description
950 49 109	(W x D x H): 600 x 580 x 850 mm, connection spigot: diam. 160 mm

Hand Cutting Table

-  **Robust**
-  **Easy cleaning**



Applications

- Manual thermal cutting

Properties

- Robust material support fabricated of flat steel
- Integrated slag tray
- For connection to central extraction and filtering systems

Benefits

- Robust manufacture ensuring safe working
- Easy cleaning thanks to the integrated slag tray

Order Data

Art. No.	Description
197 0033	(W x D x H): 800 x 600 x 800mm, aspiration port: Ø 160 mm
197 0002	(W x D x H): 1,108 x 800 x 800mm, aspiration port: Ø 160 mm

Suitable filter unit

Table	Recommended filter unit
197 0033	34 20
197 0002	34 20

Filter-Table

 **Frequent use**

 **Full surface extraction**



Applications

- Low to medium levels of smoke and dust
- Occasional to frequent use
- Welding and grinding

Properties

- Spark separator
- Large, robust material support
- Activated charcoal filter (optional)

Benefits

- Maintenance door allows easy filter change
- Effective spark protection ensures maximum safety
- D downdraft extraction throughout the whole working area
- Wide range of applications due to large working area of 1,200 x 800 mm

Technical Data

Filter	
Filter stages	2
Filter method	Storage Filter
Filter surface	15.8 m ²
Type of filter	Filter cassette
Filter material	Non-woven fibre
Additional filters	Pre-filter
Basic data	
Extraction capacity	1400 m ³ /h
Dimensions (w x h x t)	1200 x 800 x 1340 mm
Weight	155 kg
Motor power	1.5 kW
Power supply	3 x 400 V / 50 Hz
Rated current	3.2 A
Noise level	71 dB(A)
Additional information	
Fan type	Radial fan

Order Data

Art. No.	Description
950 400 001	KEMPER Filter-Table

Replacement Parts and Accessories

Art. No.	Description
109 0345	Activated charcoal filter
109 0013	Alu mesh Pre-filter insert
109 0010	Main filter 15,8 m ²

▶Video



KEMPER Extraction tables



Extraction segments

To keep extraction needs as low as possible our tables are split into individual segments which can be separately extracted from.

Fire safety

To prevent fire due to sparks being sucked up, the tables are designed to pre-clean the extracted air.

Cleaning

Table maintenance is important to ensure smooth functioning of the system. Crane hooks are installed on every element of our extraction tables. This makes them easy to remove the material supports, gratings and dust/slag containers. Containers are designed to make emptying easy.

Modular design

KEMPER extraction tables consist of individual standard modules that can be connected together. This makes it possible to implement any size of table desired. This standardisation makes combining modules quick and easy.

Surface extraction

The design of the extraction tables ensures that the dust generated is extracted evenly over the entire table surface area. This yields efficient and safe extraction of dust generated without sparks getting into the filter.

Important things to know

Cutting systems, of whatever kind, must primarily do one thing – cut in a qualitative and effective optimal manner.

This predicates not only optimal plasma, laser or oxy-fuel systems but a cutting table perfectly tailored to the needs.

That's not all. The smoke that is generated in thermal cutting of metal must be extracted away to prevent any risk arising to the health of anyone in the vicinity. Dust, sparks and smoke represent a risk to machinery as well in the long term and may hamper its functioning. An Extraction system is therefore absolutely essential.

Summary extraction tables

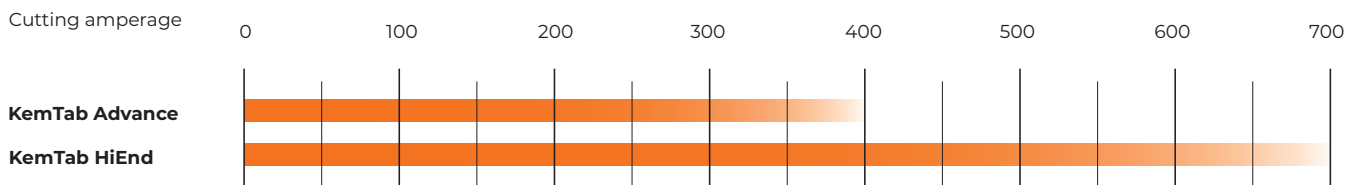
Technical Data	KemTab Advance	KemTab HiEnd
Capacity steel plates in mm	200	300
Max. width in mm	any	4.400
Max. length in mm	any	any
Table height in mm	700	850
Segment size in mm	515	515
Slag boxes	x	x
Material support frame EasyFrame Advance	x	
Mechanical control	x	
Pneumatic Control	x	x
Electric pneumatic control	x	
Manual discharge/cleaning	x	x
Automatic discharge/cleaning		
Front duct connection	x	x
Under table duct connection	x	

* depending on table width

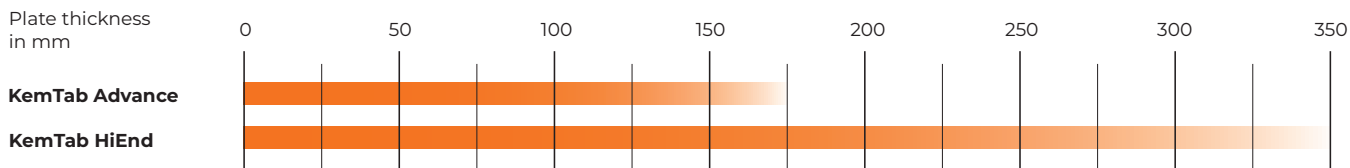
Selection criteria extraction tables

This overview illustrates which table is best suitable for the different applications:

Plasma cutting



Corte Autógeno/Oxicorte



KEMPER EasyFrame

Plasma cutting at high amperage leads to enormous cutting speeds and clean cuts. But it also leads to a higher strain on the material supports as well as a larger amount of slag. Conventional material supports cannot keep up with the rapid changes in the plasma cutting technology. A short lifespan caused by high erosion and stuck support frames are the result.

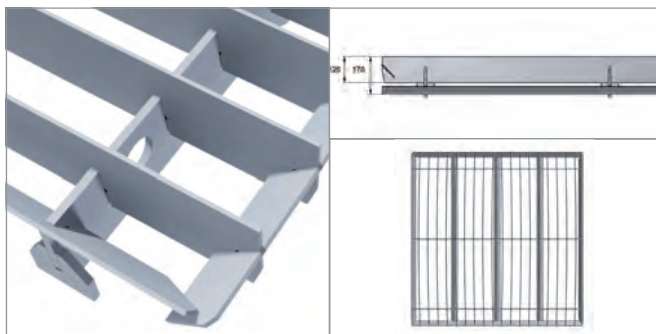
With EasyFrame KEMPER has developed a material support that is beyond its time. The material support is up to date and will keep up with the expected increasing demand of the plasma cutting technology in the next years.

The KEMPER EasyFrame material support is made up of interlocking support bars and deflector plates. The result is a self supporting construction without any support frames and requires no welding work. The support is quickly and easily put together. Due to the construction there is a smaller contact surface for the cutting beam. This leads to less reflection and therefore less erosion and better cutting quality. There is no requirement to clean or service the support, because after the support is worn out it will be completely disposed. The customer can then either purchase a new support or make one on his own cutting units. Necessary drawings or programs are available from KEMPER.

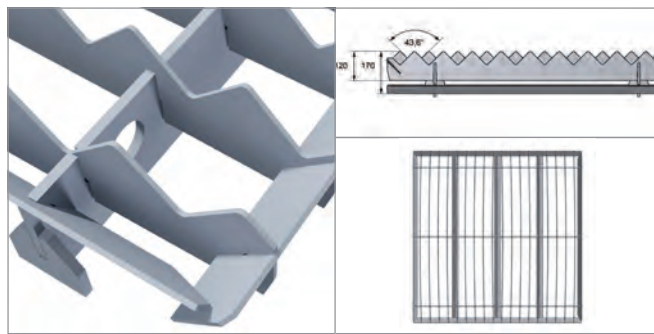
Overview of the KEMPER EasyFrame material support:

- Self-supporting material supports, no welded frames
- Material supports can be completely disposed
- No possibility of accumulation of slag in the corners and pockets
- Less reflection of the cutting beam
- The material support can be made by the customer
- Cleaner and simpler installation of new frame without any welding work
- Time-saving disposal of the old frame and installation of the new frame
- Cleaning of the material support is no longer necessary
- Optimal solution for use with magnet crane

We provide a wide range of other cutting grids for a variety of applications. Upon request we will gladly send you comprehensive information.



KEMPER EasyFrame Advance, straight support bars




KEMPER EasyFrame Advance, serrated support bars

KemTab Advance

 For metal sheets up to 200 mm thickness

 Modularly expandable



Applications

- For plasma cutting up to 300 amps (short peaks 400 A)
- For gas cutting with sheet metal up to 150 mm thick

Properties

- Low extraction volume
- Standard material support or easyFRAME
- Large slag trays
- Various pneumatic control options of the extraction damper in the individual table segments
- Modular design

Benefits

- Better cut quality and less wear due to innovative design of the material support easyFRAME
- No external follow-up costs caused by in-house production of wear parts due to easyFRAME
- No cleaning or maintenance required on the material support as it can be easily replaced (easyFRAME)
- Energy cost savings due to low extraction volume thanks to individual control of the extraction dampers of the segment in use
- No mechanical influence of the cutting system in non-contact electronic-pneumatic control of the extraction dampers
- Time and cost savings when cleaning the table due to large slag trays and thus longer cleaning intervals
- Flexible table size design due to modular system (length, width)

Technical Data

Basic data	
Table width (Material support)	1.100 mm, 1.600 mm, 2.100 mm, 2.600 mm, 3.100 mm
Table height	700 mm
Segment distance	515 mm
Additional table widths on request.	

Order Data

Art. No.	Description
510 845	KemTab Advance

KemTab HiEnd

 **For metal sheets up to 300 mm thickness**

 **Modularly expandable**



Applications

- For plasma cutting of up to 600 Ampere (short term 800 A and higher)
- For gas cutting with sheet metal up to 300 mm thick

Properties

- Low extraction volume
- Robust, self-supporting material support
- Material support and lower part of the table are separate from each other
- Large, reinforced slag trays
- Various pneumatic control options of the extraction damper in the individual table segments
- Air flow and mechanical system are separated from each other
- Modular design

Benefits

- Use with particularly high cutting currents and material thicknesses possible due to the material support surface and table construction being separate and due to the external pneumatic system
- Energy cost savings due to low extraction volume thanks to individual control of the extraction dampers of the segment in use
- No mechanical influence of the cutting system in non-contact electronic-pneumatic control of the extraction dampers
- Time and cost savings when cleaning the table due to large slag trays and thus longer cleaning intervals
- Low wear on the pneumatic system since it is separated from the air stream

Technical Data

Basic data	
Table width (Material support)	2.200 mm, 2.700 mm, 3.100 mm, 4.400 mm
Table height	850 mm
Table lengths	Any
Segment distance	515 mm
Additional table widths on request.	

Order Data

Art. No.	Description
510 847	KemTab HiEnd

KEMPER
extraction tables:
Proven, durable,
flexible.



High-performance cutting processes, convenient and safe



Whether the requirement is for excavator buckets, wheel loader buckets or quick couplers for construction machinery: The cutting systems at Eurosteel B.V.'s Venlo site run almost on a piecework basis. Oxy-fuel or plasma cutting is the order of the day here. Because large quantities of cutting dust are generated when processing moulded parts that are up to 150 mm thick, effective extraction was essential. Together with KEMPER, the leading manufacturer of attachments for earthwork, demolition, recycling and road construction developed a customised air pollution control concept.

The focus here is on the **KemTab Advance** extraction and flame cutting table that is adapted to the production requirements. Thanks to its robust design and optimised material support frame, it ensures not only an ideal cutting result. In addition, the extraction system prevents the dust that is produced from spreading unhindered throughout the production hall. This ensures that the two cutting systems run smoothly and employees are effectively protected from harmful hazardous substances.

Large capacity with low energy consumption

KEMPER configured individual standard modules along the appropriate length for Eurosteel to form a complete extraction table. Its large capacity enables the Dutch manufacturer to load the cutting systems extensively with metal sheets and to operate them automatically over longer time intervals. Two cutting systems can work in parallel on the table from both sides.

To ensure energy-efficient operation, the cutting table does not continuously collect dust along the entire length of the table, but only in the area where the cutting system is currently operating. This is because the table is divided into small segments that are controlled individually. Hazardous substances are therefore only extracted where they are actually produced. This process is advantageous for energy consumption and for the design of a suitable suction and filter unit.

Intelligent separation and dust collection technology

After the hazardous substances have been extracted directly at the point of origin, they pass through a ducting system to the two PlasmaFil filter systems. Each system extracts the hazardous substances from one side of the table, i.e. also from a cutting system. This means that the two cutting systems operate completely independently of each other without compromising on occupational safety.

Due to the high quantities of dust, KEMPER also integrated the DustEvac dust collection system that constantly conducts the hazardous substances into a BigBag via vacuum conveying. This means that the system operators can dispose of the hazardous substances quickly and conveniently without having to interrupt the processes.



Occupational safety and partition walls

Protection Curtains And Walls

Welding Protection Curtain	175
Welding strip curtains	179
Welding protection strips	183
Protection Curtains And Walls	187
Mounting systems	189
Pivoting Arm For Welding Curtains	197
Swivel Arm Wall Mounted, Lockable And Telescopic	198
Mobile protection screens with curtains	200
Mobile protection screens with welding strip curtains	202
Welding protection screen with strips	203

Sound insulating partitioning wall systems

Booth	205
Sound insulating partitioning wall systems	206
Grinding booth with roof	210
Mobile soundproof wall	211

Welding protective blankets

Welding protective blankets	212
-----------------------------	-----



Welding curtains

For the separation of work and hall areas

KEMPER welding protection curtains are of the highest quality and are ideally suited to separating work areas and shielding welding workplaces. The UV and infrared rays generated during the welding process are dangerous for employees in the immediate vicinity. The curtains not only protect against these dangerous rays, but also against welding spatter and glowing sparks.


All protective curtains are seamed all around and are suitable for mounting on a C-profile or a tube. The reinforced ring eyelets included in the scope of delivery ensure a stable suspension and allow the curtain to be moved sideways. All curtains are available in different colours and sizes - special sizes are also possible.

Metal hook suspended welding curtains for 1" pipe

Example

Of a welding curtain system W 4.000 x D 2.000 x H 2.000 mm with welding curtain S9, dark green, matt, ground clearance 200 mm:

1. 3 x column for 1" pipe Part No. 70 180 110
2. 2 x 6 m 1" pipe, Part No. 70 190 144
3. 3 x wall mounting plate for 1" pipe, Part No. 70 190 135
4. 7 x sets of metal hooks for 1" pipe, (70 pieces), Part No. 70 120 109
5. 10 x welding curtains S9, dark green, matt, H 1.800 x W 1.300 mm, Part No. 70 100 101
6. 5 x end caps for 1" pipe, Part No. 70 190 133





Sliding hook suspended welding curtains for C-profile

Example

Of a welding curtain system W 4.000 x D 2.000 x H 2.000 mm with welding curtain S9, dark green, matt, ground clearance 200 mm:

1. 3 x column for C-profile, Part No. 70 180 109
2. 2 x 6 m C-Profil, Part No. 70 124 106
3. 3 x wall mounting plate for C-profile, Part No. 70 190 113
4. 5 x end caps for C-profile, Part No. 70 120 107
5. 7 x sets of metal hooks (70 pieces), Part No. 70 120 112
6. 10 x welding curtains S9, dark green, matt, H 1.800 x W 1.300 mm, Part No. 70 100 101



Welding curtains



Applications

- For separating individual work and factory areas
- Protection against dangerous radiation from welding arcs and splashes
- visual protection
- Light dimming

Properties

- For fixing on a tube or a C-profile
- Reinforced hems on all sides to prevent tearing
- Safety curtain in colour S0, clear is self-extinguishing, class K 1, as per DIN 53 438, part 2
- Welding curtain is tested as per DIN EN ISO 25980
- Reinforced eyelets for fixing
- Sealed-in plastic snap fasteners

Benefits

- Rugged suspension system due to reinforced eyelets and tear-proof hem
- Curtain can be moved aside due to fastening using eyelets or sliding hooks
- Curtain size can be varied by use of snap fasteners



Welding Curtain S9, Dark Green

Art. No.	Description
70 100 100	H 1,600 x W 1,300 mm, 1.30 kg, thickness = 0,4 mm
70 100 101	H 1,800 x W 1,300 mm, 1.50 kg, thickness = 0,4 mm
70 100 102	H 2,000 x W 1,300 mm, 1.60 kg, thickness = 0,4 mm
70 100 103	H 2,200 x W 1,300 mm, 1.70 kg, thickness = 0,4 mm
70 100 104	H 2,400 x W 1,300 mm, 1.90 kg, thickness = 0,4 mm
70 100 105	H 2,600 x W 1,300 mm, 2.00 kg, thickness = 0,4 mm
70 100 106	H 2,800 x W 1,300 mm, 2.20 kg, thickness = 0,4 mm
70 100 107	H 3,000 x W 1,300 mm, 2.30 kg, thickness = 0,4 mm
70 100 121	custom size per m ²



Welding Protection Curtain S7, Green

Art. No.	Description
70 100 300	H 1,600 x W 1,300 mm, 1.30 kg, thickness = 0,4 mm
70 100 301	H 1,800 x W 1,300 mm, 1.50 kg, thickness = 0,4 mm
70 100 302	H 2,000 x W 1,300 mm, 1.60 kg, thickness = 0,4 mm
70 100 303	H 2,200 x W 1,300 mm, 1.70 kg, thickness = 0,4 mm
70 100 304	H 2,400 x W 1,300 mm, 1.90 kg, thickness = 0,4 mm
70 100 305	H 2,600 x W 1,300 mm, 2.00 kg, thickness = 0,4 mm
70 100 306	H 2,800 x W 1,300 mm, 2.20 kg, thickness = 0,4 mm
70 100 307	H 3,000 x W 1,300 mm, 2.30 kg, thickness = 0,4 mm
70 100 321	custom size per m ²



Welding Protection Curtain, Red

Art. No.	Description
70 100 400	H 1,600 x W 1,300 mm, 1.30 kg, thickness = 0,4 mm
70 100 401	H 1,800 x W 1,300 mm, 1.50 kg, thickness = 0,4 mm
70 100 402	H 2,000 x W 1,300 mm, 1.60 kg, thickness = 0,4 mm
70 100 403	H 2,200 x W 1,300 mm, 1.70 kg, thickness = 0,4 mm
70 100 404	H 2,400 x W 1,300 mm, 1.90 kg, thickness = 0,4 mm
70 100 405	H 2,600 x W 1,300 mm, 2.00 kg, thickness = 0,4 mm
70 100 406	H 2,800 x W 1,300 mm, 2.20 kg, thickness = 0,4 mm
70 100 407	H 3,000 x W 1,300 mm, 2.30 kg, thickness = 0,4 mm
70 100 421	custom size per m ²



Protection Curtain S0, Clear

Transparent protection curtain protects against dust, draft, moisture and grinding sparks.

Art. No.	Description
70 100 500	H 1,600 x W 1,300 mm, 1.30 kg, thickness = 0,4 mm
70 100 501	H 1,800 x W 1,300 mm, 1.50 kg, thickness = 0,4 mm
70 100 502	H 2,000 x W 1,300 mm, 1.60 kg, thickness = 0,4 mm
70 100 503	H 2,200 x W 1,300 mm, 1.70 kg, thickness = 0,4 mm
70 100 504	H 2,400 x W 1,300 mm, 1.90 kg, thickness = 0,4 mm
70 100 505	H 2,600 x W 1,300 mm, 2.00 kg, thickness = 0,4 mm
70 100 506	H 2,800 x W 1,300 mm, 2.20 kg, thickness = 0,4 mm
70 100 507	H 3,000 x W 1,300 mm, 2.30 kg, thickness = 0,4 mm
70 100 521	custom size per m ²

Welding lamella curtains

For shielding of welding workplaces

KEMPER welding strip curtains come in the highest quality and are ideal for the spatial delimitation of work areas and for shielding welding workstations. They comply with DIN EN ISO 25980 and are flame-retardant according to DIN 53 438 T2. The curtains protect against the dangerous radiation produced during welding as well as against welding spatter and glowing sparks.

The curtains can be moved sideways due to their attachment to a C-profile / tube by means of ring eyes or hook sliders. The reinforced ring eyelets ensure a stable and safe suspension. All curtains are available in different colours and sizes - special sizes are also possible.

Metal hook suspended welding curtains for 1" pipe

Example

Of a welding curtain system W 4.000 x D 2.000 x H 2.000 mm with welding strip curtain S9, dark green, matt, ground clearance 200 mm:

1. 3 x column for 1" pipe Part No. 70 180 110
2. 2 x 6 m 1" pipe, Part No. 70 190 144
3. 3 x wall mounting plate for 1" pipe, Part No. 70 190 135
4. 7 x sets of metal hooks for 1" pipe, (70 pieces), Part No. 70 120 109
5. 20 x welding curtains S9, dark green, matt, H 1.800 x W 1.300 mm, Part No. 70 100 101
6. 5 x end caps for 1" pipe, Part No. 70 190 133





Sliding hook suspended welding curtains for C-profile

Example

Of a welding curtain system W 4.000 x D 2.000 x H 2.000 mm with welding strip curtain S9, dark green, matt, ground clearance 200 mm:

1. 3 x column for C-profile, Part No. 70 180 109
2. 2 x 6 m C-Profil, Part No. 70 124 106
3. 3 x wall mounting plate for C-profile, Part No. 70 190 113
4. 5 x end caps for C-profile, Part No. 70 120 107
5. 7 x sets of metal hooks (70 pieces), Part No. 70 120 112
6. 20 x welding curtains S9, dark green, matt, H 1.800 x W 1.300 mm, Part No. 70 100 101



Welding strip curtains



Applications


- For separating individual work and factory areas
- Protection against dangerous radiation from welding arcs and splashes
- visual protection
- Light dimming

Properties

- For fixing on a tube or a C-profile
- Reinforced eyelets for fixing
- Safety panel curtain in colour S0, clear is self-extinguishing, class K 1, as per DIN 53 438, part 2
- Welding panel curtain is tested as per DIN EN ISO 25980

Benefits

- Curtain can be moved aside due to fastening using eyelets or sliding hooks
- Rugged suspension system due to reinforced eyelets



Welding Strip Curtain S9, Dark Green

Art. No.	Description
70 250 100	H 1,600 x W 570 mm, thickness = 1,0 mm
70 250 101	H 1,800 x W 570 mm, thickness = 1,0 mm
70 250 102	H 2,000 x W 570 mm, thickness = 1,0 mm
70 250 103	H 2,200 x W 570 mm, thickness = 1,0 mm
70 250 104	H 2,400 x W 570 mm, thickness = 1,0 mm
70 250 105	H 2,600 x W 570 mm, thickness = 1,0 mm
70 250 106	H 2,800 x W 570 mm, thickness = 1,0 mm



Welding Strip Curtain, Red

Art. No.	Description
70 250 400	H 1,600 x W 570 mm, thickness = 1,0 mm
70 250 401	H 1,800 x W 570 mm, thickness = 1,0 mm
70 250 402	H 2,000 x W 570 mm, thickness = 1,0 mm
70 250 403	H 2,200 x W 570 mm, thickness = 1,0 mm
70 250 404	H 2,400 x W 570 mm, thickness = 1,0 mm
70 250 405	H 2,600 x W 570 mm, thickness = 1,0 mm
70 250 406	H 2,800 x W 570 mm, D 1 mm



Welding Strip Curtain S0, Clear

Transparent protection curtain protects against dust, draft, moisture and grinding sparks.

Art. No.	Description
70 250 500	H 1,600 x W 570 mm, thickness = 1,0 mm
70 250 501	H 1,800 x W 570 mm, thickness = 1,0 mm
70 250 502	H 2,000 x W 570 mm, thickness = 1,0 mm
70 250 503	H 2,200 x W 570 mm, thickness = 1,0 mm
70 250 504	H 2,400 x W 570 mm, thickness = 1,0 mm
70 250 505	H 2,600 x W 570 mm, thickness = 1,0 mm
70 250 506	H 2,800 x W 570 mm, thickness = 1,0 mm

Welding protection strips

For the spatial delimitation of work areas

KEMPER welding strips come in the highest quality and are ideal for separating work areas and shielding welding workplaces. They comply with DIN EN ISO 25980, are flame-retardant according to DIN 53 438 T2 and protect against the dangerous rays produced during welding as well as against weld spatter and glowing sparks.


The strips are cut and punched according to the desired overlap (33%, 66% or 100%) and are simply installed with folding KEMPER suspension clips. The installation is either fixed or laterally adjustable. These are metre materials in various colours and different material thicknesses.

Welding protection strips

Example

Of a welding curtain system W 4.000 x D 2.000 x H 2.000 mm with welding strip curtain S9, dark green, matt, ground clearance 200 mm:

- | | |
|--|--|
| <ol style="list-style-type: none"> 1. 3 x column for 1" pipe Part No. 70 180 110 2. 2 x 6 m 1" pipe, Part No. 70 190 144 3. 3 x wall mounting plate for 1" pipe, Part No. 70 190 135 4. 45 x pendular strip suspension clip, Part No. 70 190 127 | <ol style="list-style-type: none"> 5. 110 x spacer for 1" pipe, Part No. 70 190 129 6. 80 m welding protection strip S9, dark green, matt, Part No. 70 209 032 7. 5 x end cap for 1" pipe Part No. 70 190 133
40 x cutting and punching |
|--|--|






Lateral sliding welding protection strips

Example

of a lateral sliding welding protection strip system W 4,000 x D 2,000 x H 2,000 mm with welding protection strips S9, dark green, matt, ground clearance 200 mm:

1. 3 x column for 1" pipe, Part No. 70 180 110
2. 1 x 6 m 1" pipe, Part No. 70 190 144
3. 3 x wall mounting plate for 1" pipe, Part No. 70 190 135
4. 2 x 6 m C-profile, Part No. 70 124 106
5. 4 x end cap for C-profile, Part No. 70 120 107
6. 4 x travelling device for 1" pipe, Part No. 70 190 148
7. 1 x 6 m 1" pipe, Part No. 70 190 144
8. 4 x end cap for 1" pipe, Part No. 70 190 133
9. 45 x pendular strip suspension clip, Part No. 70 190 127
10. 110 x spacer for 1" pipe, Part No. 70 190 129
11. 80 m welding protection strip S9, dark green, matt, Part No. 70 209 032
12. 6 x universal rail fixing device for C-profile Part No. 70 190 112, 40 x cutting and punching



Welding protection strips



Applications

- For separating individual work and factory areas
- Protection against dangerous radiation from welding arcs and splashes
- visual protection
- Light dimming

Properties

- Safety panels in colour S0, clear are self-extinguishing, class K 1, as per DIN 53 438, part 2
- Welder protection panel is tested as per DIN EN ISO 25980
- Suspension by means of suspension brackets or pipe clamps on a tube or C-profile
- Strip overlap of 33%, 66% or 100%
- Can be installed in fixed position or laterally movable

Benefits

- Individual protection configuration by selecting degree of overlap
- Can be moved aside due to being attached to C-profile
- Passages can be created at several points in the partition since the individual elements in combination with a C-profile can be pushed aside in both directions
- Installation made easier and time is saved when mounted on folding KEMPER suspension brackets



Cutting and punching of welding protection strips

Art. No.	Description
70 210 033	Cutting and punching for clips and an overlap of 33 %
70 210 066	Cutting and punching for clips and an overlap of 66 %
70 210 100	Cutting and punching for clips and an overlap of 100 %
70 211 033	Cutting and punching for pipe clamps and an overlap of 33 %
70 211 066	Cutting and punching for pipe clamps and an overlap of 66 %
70 211 100	Cutting and punching for pipe clamps and an overlap of 100 %
70 210 000	Cutting of welding protection strips




Welding protection strip S9, dark green, matt

Per metre - maximum length 50m per roll

Art. No.	Description
70 209 032	300 x 2 mm, per metre, 0.80 kg/m
70 209 033	300 x 3 mm, per metre, 1.20 kg/m

Colour may vary slightly depending on light source.



Welding Protection Strip S7, Green

Per metre - maximum length 50m per roll

Art. No.	Description
70 204 032	300 x 2 mm, per metre, 0.80 kg/m
70 204 033	300 x 3 mm, per metre, 1.20 kg/m

Colour may vary slightly depending on light source.



Welding Protection Strip, Red

Per metre - maximum length 50m per roll

Art. No.	Description
70 202 032	300 x 2 mm, per metre, 0.80 kg/m
70 202 033	300 x 3 mm, per metre, 1.20 kg/m

Colour may vary slightly depending on light source.



Welding Protection Strip, Bronze

Per metre - maximum length 50m per roll

Art. No.	Description
70 203 032	300 x 2 mm, per metre, 0.80 kg/m
70 203 033	300 x 3 mm, per metre, 1.20 kg/m

Colour may vary slightly depending on light source.



Protection Strip S0, Clear

Per metre - maximum length 50m per roll

Art. No.	Description
70 201 032	300 x 2 mm, per metre, 0.80 kg/m
70 201 033	300 x 3 mm, per metre, 1.20 kg/m
70 201 044	400 x 4 mm, per metre, 2.00 kg/m
70 201 035	300 x 5 mm, per metre, 1.90 kg/m

Pivoting Self Retracting Cable Reel



Applications

- For setting up a welding protection curtain up to a width of 8.0 m
- visual protection
- Separating individual work and factory areas

Properties

- Pivoting if no curtain is stretched in place
- Consisting of a wire rope, a reel and bracket

Order Data

Art. No.	Description
70 110 101	Pivoting self retracting cable reel for curtains, 13.00 kg

Benefits

- Space-saving because curtain and wire rope reel can be easily folded aside
- Quickly ready for use since only the wire rope is tensed to position the curtain
- Totally adaptable to your needs, since the preferred hanging height and the height of the curtains can be chosen as desired

KEMPER Pendular clip (Hinged)



The big disadvantage of common strip suspensions and spacers is that they can only be mounted to the rail before erection.

After this, every single strip needs to be mounted to the strip suspensions with nuts and bolts, which is a complicated and time consuming procedure.

The folding KEMPER suspension clip offers a much easier and time saving installation.

The clips are delivered open and after finishing the installation of the rail system the suspension clip can simply be folded around the rail.

Subsequent to this, every single strip can easily be inserted into the suspension clip and held in place by special retaining rivets. The spacers work on the same principle.

Order Data

Art. No.	Description
70 190 127	Pendular clip for a 1" pipe including fixture nuts and bolts, plastic, 0.08 kg (to be ordered in batches of 5)
70 190 129	Spacer for 1" pipe, plastic, 0.02 kg, (to be ordered in batches of 10)

KEMPER:

**cool,
clever,
clean.**



1" pipe

Material thickness 3,25 mm, galvanised

Art. No.	Description
70 190 145	1" pipe, length 3 m, 7,50 kg
70 190 144	1" pipe, length 6 m, 15,00 kg



End cap for 1" pipe

Made out of plastic

Art. No.	Description
70 190 133	End cap for 1" pipe, plastic, 0,01 kg



Pipe clamp

Incl. nut and bolt

Art. No.	Description
70 190 132	Pipe clamp, galvanised, 0,10 kg



Metal hook for 1" pipe

To suspend welding curtains and welding strip curtains on a 1" pipe - galvanised, 7 metal hooks needed per curtain

Art. No.	Description
70 120 109	Metal hook for 1" pipe, 10 pieces / per set, 0,10 kg
70 120 110	Metal hook for 1" pipe, 13 pieces / per set, 0,13 kg
70 120 111	Metal hook for 1" pipe, 50 pieces / per set, 0,50 kg



Straight coupler for 1" pipe

Made of plastic, supplied with steel inlay

Art. No.	Description
70 190 147	Straight coupler for 1" pipe, plastic, 0,10 kg



Wall and ceiling fixture for 1" pipe

Art. No.	Description
70 190 123	Wall and ceiling fixture for 1" pipe, galvanised, 0,40 kg



Wall mounting fixture for 1" pipe

Art. No.	Description
70 190 135	Wall mounting fixture for 1" pipe, galvanised, 0,60 kg



Column for 1" pipe

Galvanised, incl. foot and pipe fixture

Art. No.	Description
70 180 110	Column for 1" pipe, adjustable height 2,000 up to 3,000 mm, 60 x 60 x 2.5 mm, with foot plate 200 x 200 mm, 14,00 kg



Ceiling fixture with lowering device for 1" pipe

Galvanised, lowering from 1,000 mm to 6,000 mm

Art. No.	Description
70 190 121	Ceiling fixture with lowering device for 1" pipe, galvanised, 3,00 kg



C-profile, 40 x 40 x 2.5 mm

Material thickness 2.5 mm, galvanised

Art. No.	Description
70 124 107	C-profile, 40 x 40 x 2.5 mm, length 3 m, 7.50 kg
70 124 106	C-profile, 40 x 40 x 2.5 mm, length 6 m, 15.00 kg



90°-elbow for C-profile

Galvanised, 40 x 40 x 2,5 mm

Art. No.	Description
70 124 102	90°-elbow for C-profile, radius 400 mm, 2.60 kg
70 124 103	90°-elbow for C-profile, radius 1,000 mm, 3.90 kg



Straight coupler for C-profile

Art. No.	Description
70 190 105	Straight coupler for C-profile, galvanised, 0.65 kg



T-coupler for C-profile

Art. No.	Description
70 190 107	T-coupler for C-profile, galvanised, 1.30 kg



Sliding hooks for C-profile

To suspend welding curtains and welding strip curtains on a C-profile - made of plastic, 7 sliding hooks needed per curtain

Art. No.	Description
70 120 112	Sliding hooks for C-profile, 10 pieces / per set, 0.10 kg
70 120 117	Sliding hooks for C-profile, 13 pieces / per set, 0.13 kg
70 120 113	Sliding hooks for C-profile, 50 pieces / per set, 0.50 kg



End cap for C-profile

Art. No.	Description
70 120 107	End cap for C-profile, Plastic, 0.01 kg



Ceiling fixture for C-profile

Art. No.	Description
70 190 108	Ceiling fixture for C-profile, galvanised, 0.40 kg



Ceiling fixture for double-C-profile

Art. No.	Description
70 190 110	Ceiling fixture for double-C-profile, galvanised, 0.80 kg



Wall fixture for C-profile

Art. No.	Description
70 190 113	Wall fixture for C-profile, galvanised, 1.30 kg



Wall fixture for double-C-profile

Art. No.	Description
70 190 138	Wall fixture for double-C-profile, galvanised, 1.90 kg



Side wall fixture for C-profile

Art. No.	Description
70 190 115	Side wall fixture for C-profile, galvanised, 0.68 kg



Side wall fixture for double-C-profile

Art. No.	Description
70 190 117	Side wall fixture for double-C-profile, galvanised, 1.30 kg



Limit stop for C-profile

With rubber bumper

Art. No.	Description
70 120 100	Limit stop for C-profile, galvanised, 0.10 kg



Ceiling fixture with lowering device for C-profile

Galvanised, lowering from 1.000 mm to 6.000 mm

Art. No.	Description
70 190 120	Ceiling fixture with lowering device for C-profile, galvanised, 3.00 kg



Universal rail fixing device for C-profile

Art. No. Description

70 190 112	Universal rail fixing device for C-profile, galvanised, 0.36 kg
------------	---



Carriage with 8 plastic rollers

Made of plastic

Art. No.	Description
70 120 118	Carriage with 8 plastic rollers and hooks to suspend welding strip curtains, plastic, 0.03 kg



Carriage with two ball bearing rollers

Made of metal

Art. No.	Description
70 190 148	Carriage with two ball bearing rollers and a pipe clamp suitable for a 1" pipe, metal, 0.22 kg



Carriage for C-Profile

Art. No.	Description
70 190 159	Carriage for C-Profile, with 2 ball bearing steel rollers and plastic hook to hang welding protection curtains from



Column for C-profile

Galvanised, incl. foot and C-profile fixture

Art. No.	Description
70 180 109	Column for C-profile, adjustable height 2,000 up to 3,000 mm, 60 x 60 x 2.5 mm, with foot plate 200 x 200 mm, 14.00 kg



Pendular clip for a 1" pipe including fixture nuts and bolts

Made of plastic (to be ordered in batches of 5)

Art. No.	Description
70 190 127	Pendular clip for a 1" pipe including fixture nuts and bolts, plastic, 0.08 kg (to be ordered in batches of 5)



Spacer for 1" pipe

Made of plastic (to be ordered in batches of 10)

Art. No.	Description
70 190 129	Spacer for 1" pipe, plastic, 0.02 kg (to be ordered in batches of 10)

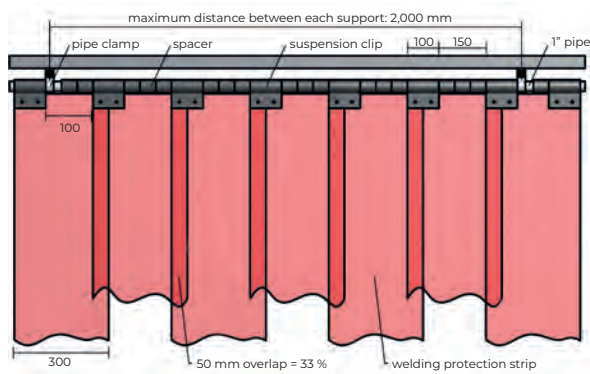


Pipe clamp for 1" pipe

Galvanised

Art. No.	Description
70 190 128	Pipe clamp for 1" pipe, galvanised, 0.20 kg

Overlap 33 %



Attention!

Fixed installation:

only wall and ceiling fixtures (no travelling devices)

Lateral sliding installation:

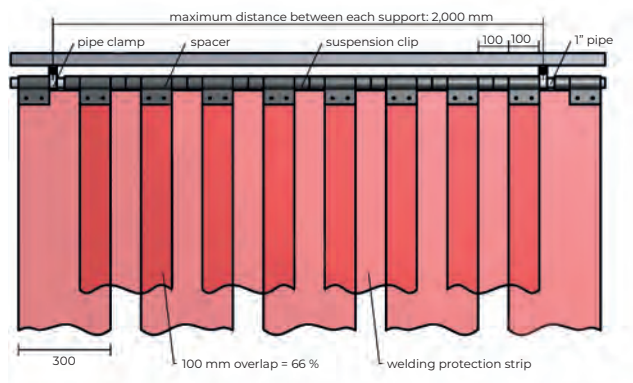
C-profile = double curtain width

Wall and ceiling fixtures for C-profile = 2 x travelling devices

Material requirement

Curtain width and pipe length	mm	550	800	1.050	1.300	1.550	1.800	2.050	2.300	2.550	2.800	3.050	3.300	3.550	3.800	4.050	4.300	4.550	4.800	5.050	5.300	5.550	5.800	6.050	6.300	6.550	6.800	7.050	7.300	7.550	7.800
Welding strips	pieces	2	3	4	5	6	7	8	9	10	11	12	13	14	15	16	17	18	19	20	21	22	23	24	25	26	27	28	29	30	31
Suspension clips	pieces	3	4	5	6	7	8	9	10	11	12	13	14	15	16	17	18	19	20	21	22	23	24	25	26	27	28	29	30	31	32
Spacers pieces	pieces	3	6	9	12	15	18	21	23	26	29	32	35	38	41	43	46	49	52	55	58	61	64	66	69	72	75	78	81	84	87
Ceiling fixtures or travelling devices	pieces	2	2	2	2	2	2	2	3	3	3	3	3	3	3	4	4	4	4	4	4	4	4	5	5	5	5	5	5	5	5

Overlap 66 %



Attention!

Fixed installation:

only wall and ceiling fixtures (no travelling devices)

Lateral sliding installation:

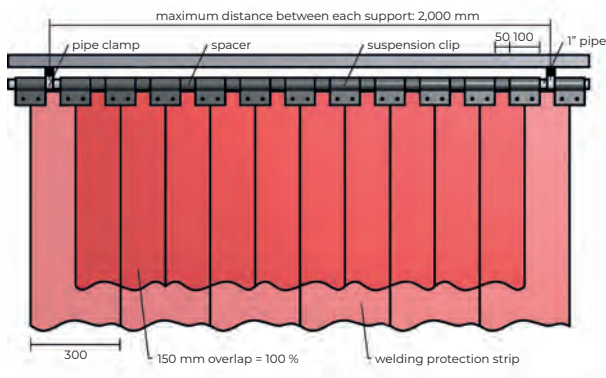
C-profile = double curtain width

Wall and ceiling fixtures for C-profile = 2 x travelling devices

Material requirement

Curtain width and pipe length	mm	500	700	900	1.100	1.300	1.500	1.700	1.900	2.100	2.300	2.500	2.700	2.900	3.100	3.300	3.500	3.700	3.900	4.100	4.300	4.500	4.700	4.900	5.100	5.300	5.500	5.700	5.900	6.100	6.300
Welding strips	pieces	2	3	4	5	6	7	8	9	10	11	12	13	14	15	16	17	18	19	20	21	22	23	24	25	26	27	28	29	30	31
Suspension clips	pieces	3	4	5	6	7	8	9	10	11	12	13	14	15	16	17	18	19	20	21	22	23	24	25	26	27	28	29	30	31	32
Spacers pieces	pieces	2	4	6	8	10	12	14	16	17	19	21	23	25	27	29	31	33	35	36	38	40	42	44	46	48	50	52	54	55	57
Ceiling fixtures or travelling devices	pieces	2	2	2	2	2	2	2	2	3	3	3	3	3	3	3	3	3	3	4	4	4	4	4	4	4	4	4	4	5	5

Overlap 100 %



Attention!

Fixed installation:

only wall and ceiling fixtures (no travelling devices)

Lateral sliding installation:

C-profile = double curtain width

Wall and ceiling fixtures for C-profile = 2 x travelling devices

Material requirement

Curtain width and pipe length	mm	450	600	750	900	1.050	1.200	1.350	1.500	1.650	1.800	1.950	2.100	2.250	2.400	2.550	2.700	2.850	3.000	3.150	3.300	3.450	3.600	3.750	3.900	4.040	4.200	4.350	4.500	4.650	4.800
Welding strips	pieces	2	3	4	5	6	7	8	9	10	11	12	13	14	15	16	17	18	19	20	21	22	23	24	25	26	27	28	29	30	31
Suspension clips	pieces	4	5	6	7	8	9	10	11	12	13	14	15	16	17	18	19	20	21	22	23	24	25	26	27	28	29	30	31	32	33
Spacers pieces	pieces	1	2	3	4	5	6	7	8	9	10	11	11	12	13	14	15	16	17	18	19	20	21	22	23	23	24	25	26	27	28
Ceiling fixtures or travelling devices	pieces	2	2	2	2	2	2	2	2	2	2	2	3	3	3	3	3	3	3	3	3	3	3	3	3	4	4	4	4	4	4

Pivoting Arm For Welding Curtains

Applications

- For separating individual work and factory areas
- Protection against dangerous radiation from welding arcs and splashes

Benefits

- The partition can be slid into position due to the C-profile
- Space-saving because the pivoting arm can easily be folded aside
- Fast set-up of partition by simply unfolding the pivoting wall arm
- Totally adaptable to your needs, since the preferred boom height and the height of the curtains can be chosen as desired



Properties

- For curtain version: C-Profile for fitting
- For curtain and panel version: Pipe (1") for fitting
- C-profile for mounting
- Length from 2 m to 6 m
- For wall mounting
- Note: Additional guy wire is provided only for pivoting arms with length of 5 m and 6 m

Order details pivoting Arm

Art. No.	Description
70 700 250	Pivoting arm for welding curtains, wall-mounted, length 2,000 mm
70 700 251	Pivoting arm for welding curtains, wall-mounted, length 3,000 mm
70 700 252	Pivoting arm for welding curtains, wall-mounted, length 4,000 mm
70 700 253	Pivoting arm for welding curtains, wall-mounted, length 5,000 mm
70 700 254	Pivoting arm for welding curtains, wall-mounted, length 6,000 mm



Order details pivoting arm including column

Art. No.	Description
70 700 650	Pivoting arm for welding curtains, incl. column, length 2,000 mm, height at lower edge of extension arm: 2,165 mm
70 700 651	Pivoting arm for welding curtains, incl. column, length 3,000 mm, height at lower edge of extension arm: 2,165 mm
70 700 652	Pivoting arm for welding curtains, incl. column, length 4,000 mm, height at lower edge of extension arm: 2,165 mm
70 700 653	Pivoting arm for welding curtains, incl. column, length 5,000 mm, height at lower edge of extension arm: 2,215 mm
70 700 654	Pivoting arm for welding curtains, incl. column, length 6,000 mm, height at lower edge of extension arm: 2,215 mm

Swivel Arm Wall Mounted, Lockable And Telescopic



Applications

- For flexibly separating individual work and factory areas
- For protective welding curtains and strips
- Protection against dangerous radiation from welding arcs and splashes

Properties

- Can be locked into position
- Length 1.5 m and 2 m
- Telescopically extendable to 2 m and 3 m
- Tube (1") for attaching welding curtains
- Mounting on a pillar or on a wall using a wall bracket

Order Data

Art. No.	Description
131 5570	Locking swivel arms with a telescopic facility for mounting on walls and pillars, 1,5 m
131 4874	Locking swivel arms with a telescopic facility for mounting on walls and pillars, 2 m

Benefits


- Partition can be extended or pushed together flexibly due to telescoping facility
- Easy operation of the telescoping facility by means of a chain
- Increased safety for persons and equipment due to locking.
- Space-saving because the pivoting arm can easily be folded aside
- Fast set-up of partition by simply unfolding the pivoting wall arm

Variants

- Various arm lengths and telescopic lengths

**The essentials:
you and your weld.
We take care of
noise, radiation and
smoke.**

1-Panel Protective Screen With Curtain



Order Data

Art. No.	Description
70 600 301	1-panel mobile protective screen with welding curtain S9 dark green matt DIN EN ISO 25980
70 600 302	1-panel mobile protective screen with welding curtain S7 green DIN EN ISO 25980
70 600 304	1-panel mobile protective screen with welding curtain red DIN EN 1598
70 600 303	1-panel mobile protective screen with welding curtain S0 transparent

Basic data

Width	1450 mm
Height	1900 mm
Thickness	0,4 mm

Applications

- Protection against dangerous radiation from welding arcs and splashes

Properties

- Foil welding curtain fabric
- Colour S0, clear is self-extinguishing, class K 1, as per DIN 53 438, part 2
- Colour S7, S9 Dark Green and Red are DIN EN ISO 25980 certified
- Low weight
- Ground clearance 100 mm

Benefits

- Flexible application due to low weight
- Legally compliant protection since the welding curtain complies with DIN EN ISO 25980

Scope Of Supply

- Support frame
- Welding curtain
- Fixing material

Protection screen with curtains

Applications

- For separating individual work and factory areas
- Protection against dangerous radiation from welding arcs and splashes

Properties

- Sturdy frame made of rectangular tubing
- Colour S0, clear is self-extinguishing, class K 1, as per DIN 53 438, part 2
- Colour S7, S9 Dark Green and Red are DIN EN ISO 25980 certified
- Ground clearance 165 mm



Benefits

- Solid industrial quality due to stable square tube construction with powder coating
- Flexible application due to optional wheel kit

Scope Of Supply

- Support frame
- Welding curtain
- Metal hooks

Order details 1-panel protection screen

Art. No.	Description
70 600 500	S9, dark green, matt
70 600 503	S7, green, matt
70 600 501	red
70 600 502	Transparent, S0, against dust, draft
70 600 699	accessories: set of castors, consisting of four guide roller, two with brakes

Basic data

Width	2100 mm
Height	1830 mm
Thickness	0.4 mm

Order details 3-panel protection screen

Art. No.	Description
70 600 550	S9, dark green, matt
70 600 560	S7, green, mat
70 600 551	red
70 600 552	Transparent, S0, against dust, draft
70 600 699	accessories: set of castors, consisting of four guide roller, two with brakes

Basic data

Width	3800 mm
Height	1830 mm
Thickness	0.4 mm



Protection screen with protection strips

Applications

- For separating individual work and factory areas
- Protection against dangerous radiation from welding arcs and splashes

Properties

- Sturdy frame made of rectangular tubing
- Colour S0, clear is self-extinguishing, class K 1, as per DIN 53 438, part 2
- S9 dark green and red are DIN EN ISO 25980 tested
- Wheel kit (optional)
- Ground clearance 165 mm



Benefits

- Solid industrial quality due to stable square tube construction with powder coating
- Flexible application due to optional wheel kit

Scope Of Supply

- Support frame
- Strips
- Metal hooks

Order details 1-panel protection screen

Art. No.	Description
70 600 701	S9, dark green, matt
70 600 702	Red
70 600 703	S0, Transparent, against dust and draft
70 600 699	accessories: set of castors, consisting of four guide roller, two with brakes

Basic data

Width	2100 mm
Height	1830 mm
Thickness	1 mm

Order details 3-panel protection screen

Art. No.	Description
70 600 664	S9, dark green, matt
70 600 665	Red
70 600 699	accessories: set of castors, consisting of four guide roller, two with brakes

Basic data

Width	3800 mm
Height	1830 mm
Thickness	1 mm



Protection screen with strips

Applications

- For separating individual work and factory areas
- Protection against dangerous radiation from welding arcs and splashes

Properties

- Sturdy frame made of rectangular tubing
- Colour S0, clear is self-extinguishing, class K 1, as per DIN 53 438, part 2
- S9 dark green and red are DIN EN ISO 25980 tested

Benefits

- Solid industrial quality due to stable square tube construction with powder coating
- Flexible application due to optional wheel kit

Scope Of Supply

- Support frame
- Strips
- Suspension brackets
- Spacers



Order details 1-panel protection screen

Art. No.	Description
70 600 600	S9, dark green, matt, Thickness: 2mm
70 600 601	S9, dark green, matt, Thickness: 3mm
70 600 602	Red, Thickness: 2 mm
70 600 603	Red, Thickness: 3 mm
70 600 604	S0, Transparent, Thickness: 2mm
70 600 605	S0, Transparent, Thickness: 3mm
70 600 699	accessories: set of castors, consisting of four guide roller, two with brakes

Basic data

Width	2100 mm
Height	1830 mm



Order details 3-panel protection screen

Art. No.	Description
70 600 650	S9, dark green, matt, Thickness: 2mm
70 600 651	S9, dark green, matt, Thickness: 3mm
70 600 652	Red, Thickness: 2 mm
70 600 653	Red, Thickness: 3 mm
70 600 654	S0, Transparent, Thickness: 2mm
70 600 655	S0, Transparent, Thickness: 3mm
70 600 699	accessories: set of castors, consisting of four guide roller, two with brakes

Basic data

Width	3800 mm
Height	1830 mm



Booths

Using KEMPER soundproof partitioning systems, it is possible to erect fully enclosed booths within a manufacturing facility. The individual plates can be supplied either in a perforated sheet version, or, for improved sound insulation, from perforated sheet on the inside and solid sheet on the outside. Naturally we can assist you in planning the booths to meet your requirements.

The grinding booths are available in the following versions:

1. Enclosed booth with a double-hinged door

The roof of the booth consists of two segments. The double-hinged doors can be secured with a bolt and the door can be locked.




2. Enclosed booth with hinged door

The basis of the roof is a solid framework and next to the hinged door is a window with a pane of clear Perspex. The hinged door can be locked.



3. Enclosed booth with double sliding door

The roof of the booth consists of box elements and the entire cabin is mainly constructed from standard partitioning elements. The double sliding window is made of clear Perspex.



4. Enclosed booth with sliding door


The construction of this booth is based on standard components and a roof of frame segments. The sliding door features a red protective pane at the top.



Equipment for schools

KEMPER sound insulating and partitioning wall systems are also available for schools and training workshops.

Different versions of the booths allow students to be observed either through a window or through the entrance of the booth. The openings can be separated either through a fixed curtain system or one that can be pushed to one side.



Wall partitioning system


This example shows different possibilities of construction with modular elements.



Workshop partitioning

If you want a work area to be partitioned as far up as the ceiling, our workshop partitioning is the answer.

The picture shows how two walls with protective windows and sliding doors form a new room in a workshop.



High-quality protective welding equipment – excellent training conditions

The existing workshop layout was outdated. Thus, TEUTLOFF-Schulung und Schweißtechnische Bildung gGmbH decided to reconstruct the existing hall. Thanks in part to clean air technology and protective welding equipment from KEMPER, one of the most modern DVS training centres in the region was created in the Calbe industrial park near Schönebeck in Saxony-Anhalt.

From the concept and system planning to assembly, KEMPER implemented comprehensive protective welding equipment and safety measures for the renovation of the hall. Thanks to an intelligent workshop structure, after the reorganisation there was room in the hall for 36 workstations instead of 20. To protect the environment around the welding stations from flying sparks and noise emissions, KEMPER integrated one welding booth per unit with special noise protection walls. Darkened and movable welding strip curtains protect the entrance of the booths.

Best view into the working area

Another advantage: All welding booths are equipped with a darkened viewing window. This allows welding instructors to look through the window directly into the arc while avoiding the risk of electro-ophthalmia. The integrated welding tables have a steel plate support with fireclay panels for flat welding and a bar iron grate for deep welding. A forced position welding fixture is integrated in all tables.

As well as the welding booths, the modernised training centre has six grinding booths consisting of soundproof walls with sliding transparent lamella curtains. Behind each of them is a grinding table

suitable for industrial use. The side walls are fitted with sound insulation material.

A ducting system connects all workstations to the central WeldFil filter system. For space reasons, this is located outside the hall in a weather-protected design and extracts welding fumes and dust particles with a maximum air volume flow of 54,000 cubic metres per hour. No matter whether work is carried out at one or more workstations: The automatic volume flow regulation ensures a consistently high extraction capacity depending on demand.

Air pollution control and energy efficiency at a high level

WeldFil separates ultra-fine dust particles from the contaminated air. These particles are extracted, in turn, at the workstations by high-quality source extraction systems: 25 flexible extraction arms with ergonomic extraction hoods at the welding stations as well as five grinding tables and five cutting tables each with integrated extraction.

The recirculation of the cleaned, pre-heated air also makes KEMPER's protective welding equipment concept in the DVS training centre in Calbe an optimum training location from an energy point of view. Thanks to W3 certification, this is even possible when processing high-alloy steel. Conclusion by TEUTLOFF: In the DVS training centre, the quality of the training and further education has improved to a great extent.



Sound insulating partitioning wall systems



Can be combined as required for various applications

The KEMPER sound insulating partitioning wall system can be built into any design combination due to different modular elements.

The modular elements consist of perforated plates, which are finished with UV-ray absorbent powder coating. Each element consists of perforated plates and a filling of compressed mineral wool according to DIN 4102, which is also finished with UV-ray absorbent powder coating.

Out of these components it is easy to construct complete welding bays, in which exhaust arms could be mounted.

The outside facing columns can be fitted with different mounting devices for curtains, welding strips, etc.



Grinding booth with roof




Art. No. 95 001 112



Art. No. 95 001 114



Art. No. 95 001 113



Properties

- Enclosed grinding booth with folding door, window and roof
- Soundproof elements from laminated mineral wool, 1 x 50 mm thick, exterior full metal, interior perforated metal
- Solid bolted construction made of sheet metal with powder coating
- Window, glass pane clear, 860 x 860 mm
- Folding door, 2,025 x 920 mm

Order Data

Art. No.	Dimensions (w x h x t)	Colour
95 001 112	2200 x 2200 x 2668 mm	grey, RAL 7040
95 001 114	2200 x 3270 x 2668 mm	grey, RAL 7040
95 001 113	3270 x 3270 x 2668 mm	grey, RAL 7040

further sizes available on enquiry/request

Further Products

Art. No.	Description
70 212 100	Cut to measured sizes (+ 10 % to cover wastages)
70 830 27	Rigid screen, red shade 3, UV protection, 1,250 x 2,050 mm, thickness: 3 mm
70 830 28	Rigid screen S9, dark green shade 6, UV protection, 1,250 x 2,050 mm, thickness: 3 mm

Mobile soundproof wall



Applications

- Protection against noise pollution from neighbouring workstations
- Protection against dangerous radiation from welding arcs and splashes

Properties

- Soundproof elements from laminated mineral wool, 2 x 50 mm thick with perforated metal cover and inserted solid metal sheet
- Solid bolted construction made of sheet metal with powder coating
- 4 lockable castors, diameter 125 mm for easy movement
- Minimal ground clearance for optimum sound insulation

Order Data

Art. No.	Description	Wall thickness	Ground Clearance	Weight
99 880 2874	(W x D x H): 1,520 x 800 x 2,110 mm	100 mm	90 mm	154.5 kg
99 880 2756	(W x D x H): 2,020 x 800 x 2,110 mm	100 mm	90 mm	174 kg

Attachment soundproof wall



Benefits

- Further noise reduction from neighboring workstations
- Better protection against dangerous radiation from welding arcs and splashes

Properties

- Soundproof elements from laminated mineral wool, 1 x 50 mm thick with perforated metal cover
- Solid bolted construction made of sheet metal with powder coating

Order Data

Art. No.	Description	Depth of wall with attachment	Height of wall with attachment	Wall thickness	Weight
99 880 2883	(W x D): 1,520 x 500 mm	970 mm	2470 mm	50 mm	41 kg
99 880 2746	(W x D): 2,020 x 500 mm	970 mm	2470 mm	50 mm	53 kg

Welding protective blankets



Properties

- Made from uncoated glass fibre material
- Resistant up to 550° C, briefly up to 750° C

Order details (up to 750°C)

Art. No.	Description
70 150 100	1,000 x 1,000 mm, 0.75 mm thickness
70 150 110	2,000 x 1,000 mm, 0.75 mm thickness
70 150 120	2,000 x 2,000 mm, 0.75 mm thickness
70 150 130	3,000 x 2,000 mm, 0.75 mm thickness



Properties

- Made from vermiculite coated fiberglass
- Resistant up to 750° C, briefly up to 950° C

Order details (up to 950°C)

Art. No.	Description
70 155 100	1000 x 1000 mm, 1 mm thickness
70 155 110	2.000 x 1.000 mm, 1 mm thickness
70 155 120	2.000 x 2.000 mm, 1 mm thickness
70 155 130	3.000 x 2.000 mm, 1 mm thickness



Properties

- Made from uncoated silicon dioxide
- Resistant up to 1100 °C, briefly up to 1,350° C

Order details (up to 1,350°C)

Art. No.	Description
70 160 100	1,000 x 920 mm, 0.7 mm thickness
70 160 110	2,000 x 920 mm, 0.7 mm thickness
70 160 120	2,000 x 1,800 mm, 0.7 mm thickness
70 160 130	H 3,000 x W 1,800 mm, 0.7 mm thickness

Protective welding equipment creates clear structures



of welding fumes and grinding dust particles. To reduce the health hazards, Voith GmbH awarded the contract for the most holistic occupational safety concept from KEMPER.

Work areas divided by function

KEMPER created a clear organisational structure within the workshop and divided the workplaces on the ground floor into two areas: One is completely open plan, the other is separated by individual welding booths. In the open area, KEMPER integrated two ten-metre long extraction arms with cantilevers connected to the ducting system. This allows the trainees maximum flexibility in welding, even with larger workpieces.

Separate from this are nine further welding booths, each with a highly flexible extraction arm and a single area for grinding. The welding booths are made of special soundproof walls and have sliding welding protection strips with an individual degree of overlap. Thanks to the darkened protective pane, the instructors are able to look over the shoulders of their apprentices from outside while they work. The grinding workplace with the corresponding extraction system completes the protective welding equipment in organisational terms. Thanks to the folding function of the sound-absorbing side walls, larger workpieces can also be processed in this area.

"Whatever idea we came up with for the area: KEMPER has always delivered the right solution"

Erwin Krajewski
Manager, Voith Training Centre

The challenge in planning the Voith Training Centre in Heidenheim proved to be a tricky one: to keep a three-storey building with a continuous air space free





Voith signals its high esteem for its future specialists with the new concept and the high-quality protective welding equipment.

"With regard to our external image, protective welding equipment is crucial for the recruitment and retention of employees"

Erwin Krajewski
Manager, Voith Training Centre

Moreover, protective welding equipment is one of the most important corporate issues at Voith.

The central link: WeldFil

Although spatially separate, all working areas are connected by a ducting system. If hazardous substances are collected in the separate units, they pass through them to the heart of the extraction system – into the central WeldFil filter system, which is set up away from the workshop and separates even carcinogenic nanoparticles smaller than 0.1 µm in size. Whether one or more detection elements extract the hazardous substances: Automatic volume flow regulation ensures a constant, demand-dependent extraction capacity and leads to considerable savings in energy costs.

"All this technology is a quantum leap for us"

Erwin Krajewski
Manager, Voith Training Centre



After Sales & Services

After Sales & Services

Service agreement	218
Free warranty extension	219
KEMPER Original filter	220
Augmented Reality	222
Services	223

**Customer service is
not a business
model, it's an
attitude.**

KEMPER service contract

In order to ensure the long-term operability and legal security of extraction and filter systems, regular safety checks are essential.

With the **flexible** KEMPER service contracts, you are always covered for the future. The exact form of the contract is tailored to your needs. We monitor the dates for the safety check and schedule them in good time in our nationwide service tours.

The most important safety checks:

The ventilation safety check is an annually prescribed check in Germany for extraction equipment, which is specified by the Employer's Liability Insurance Association in DGUV Rule 109-002 under point 11.2.2 and in TRGS 528 under point 5.

The electrical safety inspection is an annually prescribed inspection in Germany for mobile, plug-operated devices, which is specified by the Employer's Liability Insurance Association in DGUV Regulation 3.

Advantages

- Full operational capability with full cost control
- Minimisation of downtimes through early
- early detection of possible malfunctioning factors of the regular inspection
- Scheduling security and priority scheduling
- No long-term commitment, as can be terminated annually

Free warranty extension

You have received your new welding fume filter unit from KEMPER and have already put it into operation? Then you have taken a big step towards improving air quality. Even after the purchase, we are happy to provide you with advice and support, because customer satisfaction is a top priority at KEMPER.

You often only notice how pleasant warranty protection is when it is missing. That is why we offer for many of our extraction units* - completely free of charge and without obligation - an extension of the legal warranty period from 12 to 24 months. Simply register your new welding fume extraction unit online. As a thank you we will extend the warranty of your new filter unit from 12 to 24 months.

With the extension of the warranty period, you are also on the safe side after the statutory warranty period safe side.

Procedure for extending the warranty

A registration card is included with your new extraction unit*.

Proceed as follows to register:

- Call up the printed link on the card.
- Log in and register your product
- You will then automatically receive a confirmation together with the warranty certificate.
- Benefit from this free service and register your extraction unit now.

Do you have any questions or suggestions? Simply contact us by phone at **+49 (0) 2564 - 68 0** or send us an email to **service@kemper.eu**.

WARRANTY TIME EXTENSION

GARANTIEZEITVERLÄNGERUNG / WARRANTY TIME EXTENSION

Registrieren Sie Ihr Produkt online und wir verlängern Ihre Garantie von **12 auf 24 Monate!**


Register your product online and we extend your warranty from **12 to 24 months!**

S/N: 123456789


ONLINE PRODUCT REGISTRATION

LINK: www.kemper.eu/123456789

CODE: 1234




1




Eingabe LINK
Enter LINK

2



Registrieren
Register

3



2 Jahre Garantie
2 years warranty

KEMPER service@kemper.eu | www.kemper.eu

683 0453

*applies to units that come with a warranty extension card

KEMPER ORIGINAL filter: 100% genuine. 100% KEMPER.

With **KEMPER original filters**, you are always on the safer side and act in compliance with the law. Because only an original is an original and, thanks to the special filter material, guarantees the **highest degree of separation** and a long service life.

In combination with original replacement filters, you permanently maintain the **W3 certification** of your extraction systems and provide maximum protection for your employees.

Surface filtration with KemTex® ePTFE membrane filters

Only particles that have not penetrated the filter medium can be cleaned off again. Therefore, their separation is already required on the filter surface. This is optimally achieved by our thin KemTex® ePTFE membrane. They have a **unique microstructure** of billions of randomly arranged pores. The membrane is supported by a polyester fibre fleece on which it is thermally fixed.

The finest fibres and pores of the **KemTex® ePTFE membrane** also retain particles down to about **100 nanometres** with a high degree of separation. This achieves effective surface filtration with the best cleaning results.





KEMPERvision

KEMPERvision enables completely contactless remote service support between you and KEMPER. And it does so with the help of so-called Augmented Reality (AR) Smart Glasses.

What does Augmented Reality (AR) mean?

Augmented Reality is the computer-aided extension of reality perception. A suitable example of this can be found in football broadcasting, where additional information such as offside lines or statistics are inserted into the picture.

How does it work?

If a maintenance or repair of the extraction system is due or if users need further expert advice, we also help digitally and find a solution within a very short time.

We guide the user remotely in a direct exchange. This is done on the one hand by voice messages, on the other hand via text messages, explanatory graphics and, for example, circuit diagrams that are projected into the field of vision using AR technology. We can intervene directly in the LIVE images and display supporting markers. The glasses are also suitable for use in heavy-duty applications as well as indoors and outdoors.

Advantages

- Only short downtimes of systems due to express shipping and fast service assistance already on the following day
- Cost savings and sustainable service through reduction of travel costs and optimisation of on-site service
- Reliable help with complex tasks, even with contact and travel restrictions
- Relevant information can be seen directly in the field of vision and the hands remain free for work
- Pre-configured setup for user-friendly plug and play deployment

Services



Filter change service

The heart of a suction and filter unit: The filter. When it is saturated and your suction and filter unit provides only a low extraction capacity, a filter change is often necessary. This is where we come in and offer you a professional and quick filter change service that includes the following services:

- Supply of high-quality original KEMPER filter elements
- Thorough cleaning of the filter chamber
- Professional and rapid replacement of the filters
- Appraisal of the system components and acceptance of the newly equipped filter system

Note: The filter is saturated as soon as the differential pressure reaches a value of 1,000 Pa.



Repair/Maintenance service

In the event of damage, we will support you with a comprehensive repair service so the operational capability of your extraction and filter solution remains guaranteed. Repairs can be carried out either at your site or at the KEMPER factory.



Air quality measuring

Clean air means not only higher productivity of employees, but also lower running costs. Have the air quality in your production hall measured as part of a assessment of potential.

- How many fine dust particles are in each cubic metre of your hall?
- Where are particularly high loads present?
- Which costs can be permanently reduced?



Spare parts service

Sustainability through quality and continuity. KEMPER keeps wear and spare parts permanently in stock so there are no delivery bottlenecks or breakdowns in your production.

Filter units:

- 7 years for spare and wear parts
- 10 years for filter inserts

Filter systems:

- 10 years for spare and wear parts
- 15 years for filter inserts



Retrofitting and modernisation

Due to the technical progress, we recommend the modernisation of your suction and filter unit after a certain period of time. Replace your old system with a new system that represents the current state of the art in extraction and filter technology in terms of technology, economy and health and contributes to increased efficiency.

Your other benefits

- Reduction of running costs
- Guaranteed procurement of spare parts
- Compliance with current legal requirements

Other services



Technical support

We are here for you and are available for questions, assistance and other matters Monday to Friday from 8am – 5pm. We will be pleased to give you advice.

Phone: +44 1327 872 909 **E-mail:** mail@kemper.co.uk



Free extension of the warranty period

Just how pleasant it is to have warranty protection, often is not noticed until it is lacking. That's why we offer an extension of the statutory warranty for our extraction units and filter systems.

Filter units: Simply register your extraction unit online to benefit from an additional 12 months of warranty protection – completely free of charge. Conclude a service contract and also receive a further 12 months of warranty protection.

Filter systems: Conclude a service contract and receive a further 24 months of warranty protection for your suction and filter unit.



Installation and assembly

During the installation and commissioning of your new extraction and filter solutions, our installation staff will explain the application to you and provide advice on care and maintenance. From the design up to on-site installation: All from a single source.

KEMPE



Worth Knowing

Worth Knowing

About us	227
IFA W3 tested	229
Regulations and legislation	231
Locations and partners	237
General terms and conditions	240



About us

For clean air in the workplace: this has been our mission since 1977

We clean air. Our guiding principle summarises exactly what KEMPER has stood for throughout more than four decades: clean air at the workplace for people. When founder Gerd Kemper developed the first source extraction system for metal processing companies in German-speaking countries in the 1970s, welders were still drinking milk to combat welding smoke symptoms such as so-called 'metal fever'. Then as now, the situation is just as dangerous: Ultra fine particles that are produced when joining or separating metals can cause cancer.

We have been on a mission since the founding of KEMPER in 1977. Our top priority includes clean indoor air and the safety of employees in metalworking companies. Over the past decades, this has developed into a unique expertise in the dangers of welding and cutting as well as the needs of the industry. This experience culminates in highly developed clean air technology that reconciles health protection and process efficiency – at a level that is unrivalled worldwide.

From a one-man operation to a globally active company

KEMPER has evolved from a one-man operation into a globally active manufacturer of extraction and filter technology. To this day, we are considered a pioneer in welding fume extraction. Thanks to extraordinary innovative ability, our company is the technology leader for protective welding equipment in the metal industry. Not only did KEMPER introduce the first source extraction system for welders onto the market, the first central suction and filter unit for industrial requirements originates from the development know-how of our employees. Again and again, we set the standard for protective welding equipment and are advancing the digitalisation of the industry – with smart air monitoring solutions, for example.



KEMPER, 1983

KEMPER is optimally equipped for the requirements of the future. With high capacities at our two production sites in Vreden and near Prague, together with many years of expertise, we offer a mature portfolio: This includes mobile and stationary extraction and filtering devices, central filter units, high-vacuum extraction systems, general ventilation systems and the necessary accessories. The air pollution control solutions regularly exceed the legal requirements and guarantee metal processing companies absolute legal certainty in terms of occupational safety and environmental regulations.



KEMPER HQ, 2020

Our family business maintains this high quality standard at all levels. Still day, KEMPER cultivates a personal and family relationship on an equal footing – both externally and internally. Our name is synonymous with a high degree of reliability and continuity towards our employees, suppliers, customers and partners.



KEMPER Produktion, 2020

KEMPER – the brand for extraction and filter technology

Awards and certifications confirm the high level of trustworthiness. This is just one of the reasons why well over 50,000 companies in more than 50 countries on every continent place their trust in KEMPER extraction technology know-how. These include renowned plant and machine manufacturers as well as the welding workshop next door. When it is a question of employee health in metalworking companies and beyond, we make no distinction according to size or background.

Every employee deserves to breathe clean air. KEMPER believes in improving this through sustainable quality, innovative products and a family partnership. Not least for this reason is KEMPER the brand name for air pollution control at the highest level.

The welding fume separation class W3 - new ISO 21904 features

The international standard for the testing of welding fume filtering devices describes the requirements placed on devices with regard to operability, detection and separation efficiency. For high-alloy steels, this standard requires a separation efficiency against welding fumes of at least 99%: **Welding fume separation class W3**. In Germany, air filtered with appropriately tested and certified equipment may also be returned to the work area when processing high-alloy stainless steels. In other countries, the W3 certificate, which is awarded by the Institute for Occupational Health and Safety (IFA) in Sankt Augustin, is regarded as a sign of quality.

Until mid-2020, the basis for this audit was the **ISO 15012 series of standards**. It was fundamentally revised and reorganised under the number **ISO 21904**. The new series of standards was published in June 2020. Since then, the IFA has been conducting tests according to the German edition of the DIN EN ISO 21904 standard. Existing certificates according to DIN EN ISO 15012 remain valid until the respective expiry date and continue to allow the operation of the units with clean air recirculation in Germany.

Depending on the type and size of the collection device (e.g. extraction bonnet or extraction burner), certain air velocities are prescribed in the suction field. This results in **minimum volume flows**, which have been specified for the first time in the new ISO 21904 standard, also for welding torches with integrated extraction.

A **smooth-running** and easy-to-position **extraction arm** is a **safety aspect**. If the extraction arm is sluggish, it will be adjusted less frequently and welding fumes will not be collected. **Therefore, the new ISO 21904 standard also regulates the force required to move extraction arms.**

Another important point in the revision results from the scope. The ISO 21904 standard only applies to extraction systems. These require the presence of a detection device, for example an extraction bonnet. Such detection devices are not present in room ventilation systems such as filter towers or when the room air is drawn in via a pipe with ventilation grilles. For this reason, **room ventilation systems no longer receive a W3 certificate**. However, the same applies here: Existing DIN EN ISO 15012 certificates retain their validity until they expire, but can no longer be renewed thereafter.

W3

EN ISO 21904-1

$\eta \geq 99 \%$

W3

Regulations and Legislation

The most important things first:

- During welding, cutting and allied processes such as thermal spraying or soldering, fumes, gases and particles are released. These emissions are classified as hazardous substances.
- These particles can be inhaled, in most cases they may even reach the alveoli and, depending on the chemical composition, can cause severe respiratory diseases and even cancer.
- The emissions also contain a very high number of nanoparticles that can penetrate into human cells and there they may have an as yet unresearched toxicological effect.
- Primarily for reasons of occupational safety, but also for those of environmental protection, measures for air pollution control are required. In this case, the extraction of the emissions at the source represents the best possible protection.

The most important regulations:

Determining working conditions

- End-user's obligation to take protective measures, to check them regularly and document them.
- No work to be started without protection measures.

Particulate hazardous substances

- Complete capture at source, air recirculation only after adequate cleaning.
- Extraction and filter systems must include state of the art technology and are to be checked at least annually for correct functioning and effectiveness.

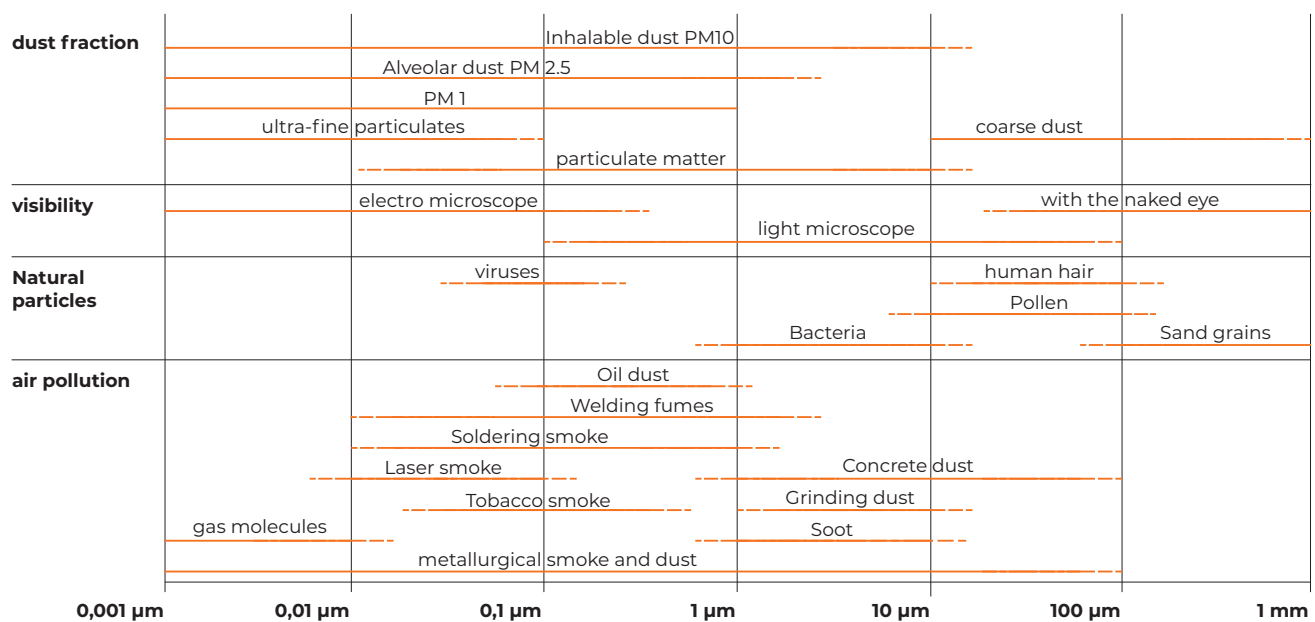
Sequence of protection measures to reduce exposure to hazardous substances for employees:

- Selection of processes and filler metals low in hazardous substances- **substitution**
- Ventilation measures - **capturing emissions**
- Organizational and hygiene measures - **avoiding contact, inhalation**
- Personal protection - **wearing breathing protection**

Interesting facts about welding fumes

The particulate that is released during welding is almost all "alveolar". This means that you can not only inhale them, but they are so fine that they penetrate into the alveoli and settle there. They are smaller than $2.5\text{ }\mu\text{m}$ but what does that mean in comparison?

- Coarse dust means particulate sizes of $10\text{ }\mu\text{m}$ and larger
- The term fine dust is used for smaller particulate sizes as small as approx. $0.01\text{ }\mu\text{m}$
- Ultrafine dusts mean particulates of $0.1\text{ }\mu\text{m}$ and below
- Below $0.01\text{ }\mu\text{m}$, you are already in the range of gas molecules



But where can these particles penetrate the body?

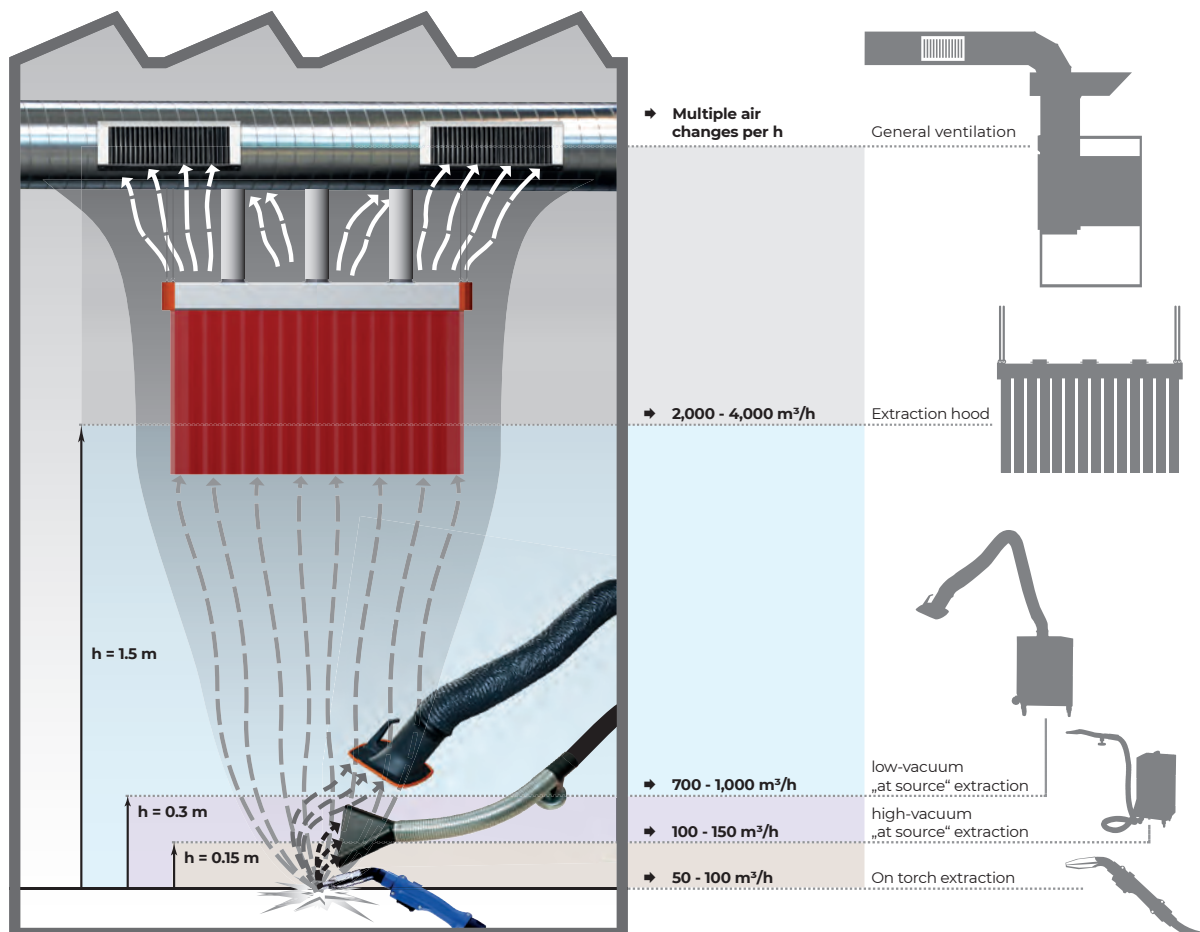


And what effect does this have on our health?

Examples for particulate hazardous substances

Type of material	Hazardous material	Effect on the human body
Structural steel	Iron oxides	Dust settlement in the lungs (welder's lung)
Structural steel, galvanised	Zinc oxide	Zinc fever (nanoparticles in the lungs lead to the death of cells)
Stainless steel, high-alloy steels	Chromium(VI) compounds	A carcinogen in the respiratory organs
Stainless steel, high-alloy steels	Nickel oxide	A carcinogen in the respiratory organs
Common structural steels (approx. 2% manganese content) High-manganese steels (up to 30% manganese content)	Manganese and its compounds	Irritant respiratory tract, damage to the nervous system, Parkinson's-like symptoms
Aluminium alloys	Aluminium oxide	Aluminium pneumoconiosis, causes a change of functional lung tissue into non-functional tissue

Options for extraction / technical ventilation



1. Source extraction integrated into the welding torch

- Integration into the system
- Extraction inevitably close to the welding point
- Low air flow
- Good to very good capture rate

2. High vacuum - source extraction system

- Efficient source extraction through suction nozzles
- Good capture rate up to a distance of 150 mm

3. Low vacuum - Source extraction system

- Easy to use with flexible extraction arms with ease of movement
- Freely positionable hoods
- High capture, up to 400 mm distance

4. Exhaust hood

- Adjustment of the exhaust hood to the
- respective work area
- Capture of the entire thermal flow from
- the weld area
- Very low negative pressure required

5. General ventilation systems


- Two methods: Displacement ventilation (layered ventilation) or mixed air ventilation
- Extraction is carried out at a height of 4-6 m
- To complement the methods already mentioned or if other methods cannot be used



@kemper.eu






"Everything under control."

 Thomas Schwabe



@kemper-gmbh



KEMPER:
Your partner for
extraction
technology and
occupational safety
since 1977.



Above the weld. Around the world.

From a one-man operation, KEMPER has developed into a globally active manufacturer of extraction and filter technology. The KEMPER Group was named "World Market Leader Future Champion" by the German business magazine Wirtschaftswoche and now has 10 subsidiaries worldwide. If we are not represented by a subsidiary in a country, expert distributors are available to you at any time. And even in other countries, there is always a solution to effectively protect your employees from welding fumes.

Hello, Hola, Salut, Hej, Witam & Ahoj!

We are happy to advise you.

Are you interested in our products?

We will gladly send you information material or name a sales partner near you.



Our telephone sales team is available daily from **Monday to Thursday from 7:30 a.m. to 5:30 p.m.** and on **Fridays from 7:30 a.m. to 4:00 p.m.** at **+49 (0) 25 64 / 68-138**.



You can send orders via Email at any time to **sales@kemper.eu**



Our website **www.kemper.eu** is available around the clock with detailed product information and the latest news from KEMPER.



What is welding fume? What does Kemper have to do with extraction technology? In our occupational safety blog **www.safe-welding.com** we answer all your questions about extraction technology, filter technology or various hazardous substances in welding.

Conditions of Sale

1. Interpretation

1.1 In these terms and conditions the following expressions will have the following meanings and cognate expressions will be construed accordingly:

"Seller"	KEMPER (U.K.) Limited
"Buyer"	the person(s) or entity who place an Order.
"Goods"	the items or articles the subject of the Order.
"Conditions"	the terms and conditions set out here which govern the sale and purchase of the Goods.
"Order"	the order placed by the Buyer with the Seller for the supply of the Goods.
"Contract"	the contract of sale concluded by the placing of an Order which is accepted by the Seller in its confirmation of Order.

2. Scope of Contract

2.1 Neither the Buyer nor the Seller will be bound by any variation, waiver of or addition to the Conditions except as agreed by both parties in writing.

2.2 Any terms and conditions used by the Buyer in the course of its business do not apply to the Contract.

2.3 No statement or representation made at any time prior to the Contract will be a term of the Contract or deemed to be an inducement or collateral contract pursuant to which the Buyer entered into the Contract.

3. Delivery

3.1 Delivery of the Goods will be made at the Seller's earliest convenience. Any time or date for delivery is an estimate only and may be cancelled or revised at the Seller's option. Time for delivery by the Seller is not of the essence of the Contract

3.2 Each delivery operates as a separate contract.

3.3 The Buyer will accept delivery of the Goods provided such delivery is made at the Buyer's place of business within usual business hours or at any place agreed between the Seller and Buyer.

3.4 The Seller will not be liable to the Buyer for any loss or damage suffered directly or indirectly by the Buyer from any delays in delivery however arising.

3.5 The Seller will have no liability to the Buyer in the event of non-delivery of the whole or any portion of the Goods caused directly or indirectly by Act of God, elements, war, act of Government, strikes or lockouts, fire, flood, breakdown of machinery, non-delivery or delay in delivery by the Seller's suppliers of the Goods or materials required for the Goods, failure of the Seller's contractors to execute or their delay in executing any work on the Goods or any other cause (whether or not the same as the foregoing) beyond the Seller's control.

3.6 If delivery is delayed due to any of the causes referred to in clause 3.5 by a period in excess of three months the Seller may cancel the undelivered portion of the Contract by written notice.

3.7 Delivery of the Goods will be ex-works; if requested by the Buyer, the Seller will arrange delivery and insurance of the Goods in transit at the Buyer's expense.

4. Payment and Price

4.1 The price stated in the Seller's quotation does not include delivery to the Buyer's premises. Such price excludes any tax, licence fee, custom, import or export duty or charge.

4.2 The Seller's prices are valid for three months from the date of the Seller confirming the Order. After such period, the Seller may alter its prices and quotations for the Goods whenever it in its absolute discretion considers necessary so that the Contract price is that in force at delivery. The Seller will give the Buyer seven days written notice or such alteration. If the Buyer objects to the alteration, the Buyer will be treated as discharged from the Contract.

4.3 Payment of the price of the Goods will be made net in Pounds Sterling within 30 days of the date the Buyer receives the Seller's invoice; such invoice being deemed to have been received on the third day after posting. Payment must be made by cheque to the Seller at its offices at Venture Court, Debdale Road, Wellingborough or directly to its bank account number 27044900 at DZ Bank AG plc at 150 Cheapside, London EC2V 6ET, sort code 40-50-82. Payment must be made in full, without set-off or deductions. Time for payment is of the essence of the Contract.

4.4 The Seller will not be deemed to have received payment until the Buyer's cheque has been honoured on presentation for payment.

4.5 The Seller is entitled to interest on any unpaid invoices from the invoice due date until payment at the rate of 4 percentage points per annum above National Westminster Bank plc base rate prevailing from time to time.

4.6 In the event of late payment:

4.6.1 the Seller may treat the Contract as wrongfully repudiated by the Buyer without prejudice to the Seller's right to payment for any Goods delivered and to damages for the Buyer's breach of contract;

4.6.2 all the Seller's invoices will become due for immediate payment.

4.7 The Seller may treat the oldest invoices as paid first, unless the Seller indicates otherwise.

5. Inspection

5.1 The Buyer will inspect the Goods immediately they are delivered and the signature of the Buyer or of any person acting on its behalf on the delivery note will be deemed to be an acknowledgement by the Buyer that the Goods are of satisfactory quality, undamaged and in accordance with the Contract and the Seller will not replace the Goods nor be under any liability to deliver any missing part, unless the Buyer:

5.1.1 states on the delivery note that the Goods or part of them are either damaged or missing; and

5.1.2 notifies the Seller in writing within five days of the delivery of the Goods of the extent to which the Goods are damaged and/or missing or in the case of latent or hidden defects which could not reasonably be revealed by the delivery inspection, such notification must be made within 6 months of the date risk in the Goods passed to the Buyer.

6. Risk

6.1 The risk in the Goods passes to the Buyer upon despatch of the Goods by the Seller for delivery to the Buyer in accordance with these Conditions.

7. Title

7.1 The Seller will retain title to and ownership to the Goods until the Buyer has paid in full the price of the Goods.

7.2 Furthermore, the title in the Goods will not pass to the Buyer unless and until the full price of any other delivered Goods the subject of any other business transaction between the Buyer and the Seller has been paid. Such price and the price of the Goods will in clause 7 together be called "the value" and will where the context so permits include in addition any costs of repossession incurred under clause 7.4.1.

7.3 Until the value has been received by the Seller the Buyer will hold the Goods as bailee on behalf of the Seller and the Buyer acknowledges that there is a fiduciary relationship in respect of the Goods between the Buyer and Seller. Accordingly:

7.3.1 the Buyer will store the Goods on its premises separately from its own goods or those of any other person in such a way that they can be readily identified as the Goods of the Seller;

7.3.2 until full payment is made the Buyer will take all necessary measures for the protection of the Goods including their insurance against all usual risks with an insurance company approved by the Seller for the full replacement value of the Goods. The Buyer will procure that the interest of the Seller is noted upon any such insurance policy and that a copy of the policy is supplied to the Seller on its creation;

7.3.3 the Buyer is authorised by the Seller to agree to sell on the Goods at a price which is no less than the purchase price of the Goods under the Contract subject to the express condition that the entire proceeds of sale are held in trust for the Seller and are not mingled with other monies or paid into any overdrawn bank account and are at all times identifiable as the Seller's money. The Buyer will keep records (to be produced to the Seller whenever required) of the name and address of any such sub-buyer and the date and contract price of each delivery and will if the Seller so requires in writing assign such claims as the Buyer has against such subbuyers as arise from this transaction.

7.4 If the Buyer (a) fails to make any payment to the Seller when due, or (b) being an individual, proposes to compound with its creditors, applies for an interim order under section 252 Insolvency Act 1986 or has a bankruptcy petition presented against it or being a company, enters into voluntary or compulsory liquidation, has a receiver, an administrator or administrative receiver appointed over all or any of its assets or takes or suffers similar action, or if the Seller has reasonable cause to believe that any of these events is likely to occur then the Seller will have the right, without prejudice to any other remedies:

7.4.1 to enter, without prior notice, any premises of the Buyer where Goods owned by the Seller may be and to repossess and dispose of any Goods owned by it so as to discharge any sums owed to it by the Buyer under this or any other contract;

7.4.2 to require the Buyer not to resell or part with possession of any Goods owned by the Seller until the Buyer has paid in full all sums due to the Seller under this or any other contract;

7.4.3 to withhold delivery of any undelivered Goods and stop any Goods in transit;

7.4.4 to vary by notice in writing with immediate effect the terms, if any, as to credit specified in the Contract between the Seller and Buyer in such manner as the Seller may, in its absolute discretion, determine

7.5 Each of the preceding clauses will be construed and take effect separately and in the event of one or more such clauses being held ineffective this will not affect the validity of the remaining clauses.

8. Warranties

8.1 The Seller warrants that it has title to the Goods or will have such title at the time when property in the Goods is to pass to the Buyer under the Contract and warrants that in all other respects it is able to satisfy its obligations to the Buyer under Section 12 of the Sale of Goods Act 1979.

8.2 Except as expressly stated in these Conditions all warranties and conditions whether express or implied by statute usage trade custom or otherwise relating to the quality or nature of the Goods or their life or wear or fitness for any particular purpose or use under any specific conditions are expressly excluded.

8.3 Measurements, dimensions, weights, colours and other details contained in the Seller's catalogues, sale manuals, photographs, drawings, illustrations and price lists and the Seller's samples constitute only an approximate guide and do not form part of the Contract. No warranty is given that the Goods will correspond exactly with those specified.

9. Liability

9.1 Any Goods alleged by the Buyer to be damaged or not of satisfactory quality will not form the subject of any claim for work done by the Buyer or for any loss damage or expense whatsoever arising directly or indirectly from such alleged defects. If the Goods are returned to the Seller in accordance with the Conditions and are accepted by the Seller as damaged or not of satisfactory quality they will either be replaced as originally ordered or at the sole discretion of the Seller an appropriate credit note will be issued to the Buyer provided that the Buyer has otherwise complied with the Conditions.

9.2 No claim under clause 9.1 will be considered by the Seller unless, in addition to the Buyer's compliance with clause 5 (Inspection), the Buyer makes the Goods available for collection by the Seller.

9.2.2 No Goods will be accepted for return without the prior agreement of the Seller and returned Goods must be properly and securely packed by the Buyer and accompanied by a detailed list giving the reasons for their return and the date and number of the Seller's invoice for the Goods.

9.3 Except in respect of personal injury or death, the limit of the Seller's liability under the Conditions will not exceed the price of undelivered Goods or Goods accepted back by the Seller under the terms of the Conditions and the Seller will under no circumstances be liable in contract or tort or otherwise for any indirect or consequential damage, loss or expense however caused whether to the Buyer or any other person or thing, whether arising directly or indirectly from the negligence of the Seller or anyone for whom the Seller is vicariously liable.

10. General

10.1 The Seller will not be affected by any delay or failure in exercising or any partial exercising of its rights under the Contract unless it has signed an express written waiver or release.

10.2 The Buyer will not assign its rights under the Contract without the prior written consent of the Seller

10.3 Any notice given under the Conditions will be duly served on the Buyer if it is left at or sent by first class post to its address last known to the Seller or on the Seller if it is left at or sent by first class post to its address last known to the Buyer. It will be assumed that any notice sent by post will be delivered on the fifth working day after posting.

10.4 This Contract will be constructed in accordance with the laws of England and the Seller and Buyer submit to the non-exclusive jurisdiction of the English courts.

A	
AirCO2NTROL Air Purifier	113
AirWatch	116
C	
Cartridge Filter, stationary	49
Central fan	65
CleanAirTower	109
CleanAirTower SF 9000	108
Column for exhaust arm	62
D	
Displacement Ventilation	124
DustEvac Dust Removal System	146
Dusty	87
E	
Exhaust arm	60
Exhaust arm - one-piece boom	61
Exhaust arm - two-piece boom	61
Exhaust arm for suction rail	63
Exhaust Arm Upright -Suspended	62
Exhaust Fan	66
Exhaust Gas Hose/ High Temperature Hose up to 650°C	82
Exhaust Set	67
Exhaust set - one-piece boom	69
Extraction set - two-piece boom	70
F	
Fan	64
Filter-Cell XL	52
Filter-Master XL	28
Filter-Table	47
G	
Grinding booth with roof	210
Grinding Table	155
H	
Hand Cutting Table	163
Hand Cutting Table With Fixture	159
High temperature hose up to 250°C	79
High vacuum extraction hose up to 85°C	76
K	
KemJet	119
KemTab Advance	168
KemTab HiEnd	169
M	
MaxiFil	20
MaxiFil AC	27
MaxiFil Clean	29
MaxiFil Stationary	45
MiniFil	85
Mobile soundproof wall	211
P	
Pivoting Arm For Welding Curtains	197
Pivoting Self Retracting Cable Reel	187
ProfiMaster, one exhaust arm	16
ProfiMaster, two exhaust arms	17
Protection screen with curtains	201
Protection screen with protection strips	202
Protection screen with strips	203
Push-Pull-System	123
S	
SmartFil	19
SmartMaster	15
Spark Separator SparkTrap	147
Suction and pressure hose up to 100°C	78
Suction and pressure hose up to 80°C	77
Swivel Arm Wall Mounted, Lockable And Telescopic	198
T	
Training table	162
V	
VacuFil 125i	91
VacuFil 500	95
VacuFil compact	89
VarioHood	152
Vehicle exhaust gas hose up to 300 °C	81
Vehicle exhaust gas hoses up to 170°C	80
W	
WallMaster	43
WeldFil	138
WeldFil Compact	137
WeldFil HV	97
Welding Protection Curtain	175
Welding protection strips	183
Welding protective blankets	212
Welding strip curtains	179
Welding Table	157
Welding Table With Fan	158
Welding Training Table	161

Your fume - our mission



SmartFil - price-performance winner with double filter capacity

SmartFil is suitable for regular use in welding and remains affordable at the same time. The SafeChangeFilter of the extraction unit has a particularly large filter surface of 25m² and can be replaced completely contamination-free. Thanks to the W3 certification, the unit is also for the processing of chrome-nickel steel. Optionally, a 42 m² replacement filter provides filter for XXL filter life, as well as the LED workstation lighting and start-stop automatic system for additional comfort for all user.

Deutschland (HQ)**KEMPER GmbH**

Von-Siemens-Str. 20

D-48691 Vreden

Tel. +49 2564 68-0

Fax +49 2564 68-120

mail@kemper.eu

www.kemper.eu

Česká Republika**KEMPER spol. s r.o.**

Pyšelská 393

CZ-257 21 Poříčí nad Sázavou

Tel. +420 317 798-000

Fax +420 317 798-888

mail@kemper.cz

www.kemper.cz

España**KEMPER IBÉRICA, S.L.**

Avda Diagonal, 421 3º

E-08008 Barcelona

Tel. +34 902 109-454

Fax +34 902 109-456

mail@kemper.es

www.kemper.es

United Kingdom**KEMPER (U.K.) Ltd.**

Venture Court

2 Debdale Road

Wellingborough

Northamptonshire NN8 5AA

Tel. +44 1327 872 909

Fax +44 1327 872 181

mail@kemper.co.uk

www.kemper.co.uk

United States**KEMPER America, Inc.**

2460 Industrial Park BLVD.

Cumming, GA 30041

Tel. +1 770 416 7070

Fax +1 770 828 0643

info@kemperamerica.com

www.kemperamerica.com

India**KEMPER India**

55, Ground Floor, MP Mall

MP Block, Pitam Pura

New Delhi -110034

Tel. +91.11.42651472

mail@kemper-india.com

www.kemper-india.com

France**KEMPER sàrl**

7 Avenue de l'Europe

F-67300 Schiltigheim

Si vous appelez de France

Tél. +33 800 91 18 32

Fax +33 800 91 90 89

De Belgique ou de l'étranger

Tél. +492564 68-135

Fax +492564 68-40135

mail@kemper.fr

www.kemper.fr

Nederland**KEMPER B.V.**

Demmersweg 92

Begane grond

7556 BN Hengelo

Tel. +492564 68-137

Fax +492564 68-120

mail@kemper.eu

www.kemper.eu

Polska**Kemper Sp. z o.o.**

ul. Miodowa 14

00-246 Warszawa

Tel. +48 22 5310 681

Faks +48 22 5310 682

info@kemper.pl

www.kemper.pl

China**KEMPER China**

Floor 2, Building 6

No. 500 Huapu Road

Shanghai 201799

P.R. of China

Tel. +86 (21) 5924-0978

Fax +86 1852-1069-401

info@kemper-china.com.cn

www.kemper.cn.com

