

Weld Trailing Shields®

for Titanium and Stainless Steel Welding

New Design



© HFT®

It comes as a surprise to many that inert gas is probably the highest cost consumable in welding, second only to the cost of filler wire. More important then, that control is exercised when inert gas is used in weld purging.

The most efficient purge systems minimise the use of inert gas. HFT® Argweld Weld Trailing Shield® system design is such that gas used is carefully controlled. There is virtually no loss due to leakage and turbulence.

Argweld **Weld Trailing Shields®** are designed for high quality gas coverage of titanium and stainless steel during welding to prevent oxidation and weld defects.

They will fit any make of TIG (GTAW) or plasma (PAW) welding torch for manual or automatic welding, on flat sheet or plate and the outsides or insides of tubes or pipes.

For pipes and vessels the radiused versions for welding from the outside are manufactured to suit all diameters from 1 inch and upwards.

Features:

- Unique Clip Design: Shield body can be changed over to a different size without the need to remove the clip from welding torch.
- For manual and automatic welding use.
- Gasket is resistant to temperatures up to 230°C.
- Eliminates the need for a purge enclosure.
- Lightweight.
- Brighter, shiny, oxide free welds.
- Low cost replaceable silicone side strips.
- Allows faster welding.
- All shields fit all sizes of TIG/ GTAW and MIG/ GMAW torches.
- Sized versions for OD pipe and tube welding.
- Argon hose entry can be configured from the right or left hand side or top of the Argweld Weld Trailing Shield®.
- Flat Argweld Weld Trailing Shields® also available for sheet and plate.



Unique torch clamp design: Shield body can be changed over to a different size without the need to remove the clip from welding torch.



Argweld Weld Trailing Shields® are easy to set up and use. The argon source simply needs to be connected to the swivel elbow fitting on the torch block.

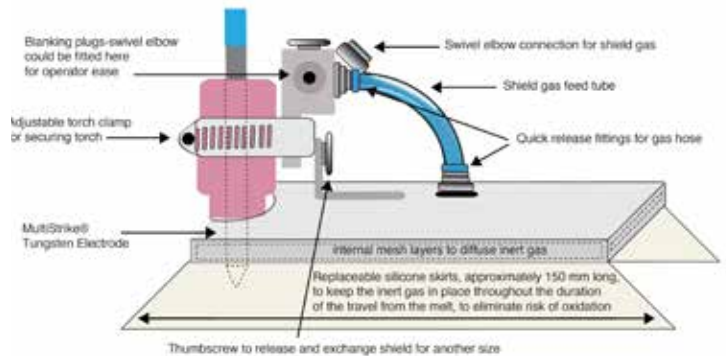
Argweld Weld Trailing Shields® are factory fitted with the fitting on the RH side. This can easily be removed to the top or LH side as the application dictates. Simply replace with the blanking plug.

The silicone rubber gaskets, wear, burn and become brittle during use (you will need to replace the gaskets from time to time). They are available either prefabricated to length or as continuous strips, available by the metre length. These are regarded as a consumable.

Argweld Weld Trailing Shields® - Flat Version

(for shielding of flat welds on stainless, nickel, chrome steels and titanium)

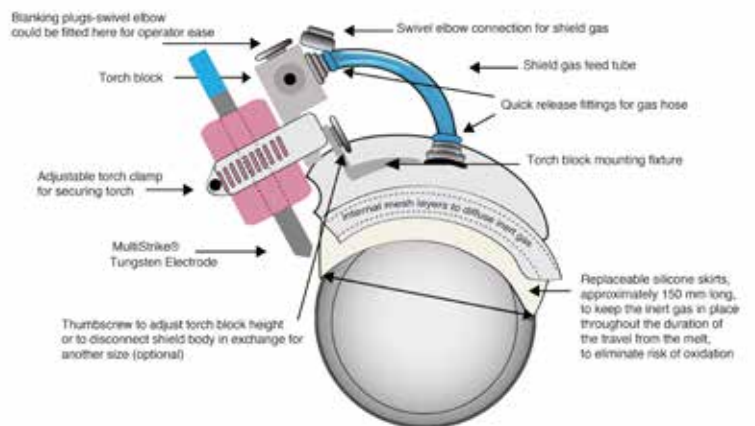
Descriptive diagram



Argweld Weld Trailing Shields® - OD Version

(for shielding of externally radiused welds on stainless, nickel, chrome steels and titanium pipes and vessels)

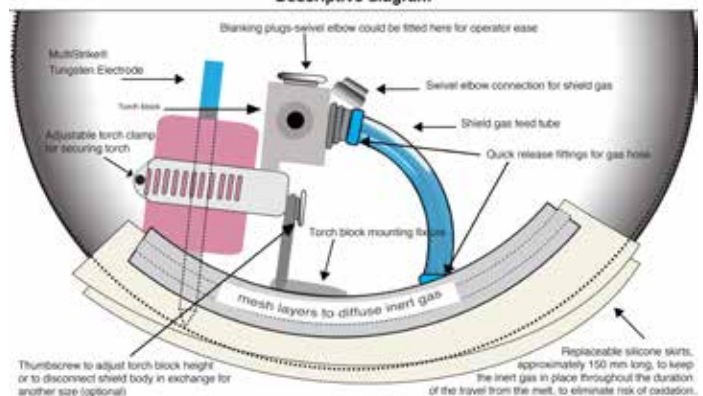
Descriptive diagram



Argweld Weld Trailing Shields® - ID Version

(for shielding of externally radiused welds on stainless, nickel, chrome steels and titanium pipes and vessels)

Descriptive diagram



HUNTINGDON FUSION TECHNIQUES HFT

Other HFT® Weld Purging Products

- Argweld® Inflatable Tube Pipe & Pipeline Weld Purging Systems
- Argweld® PurgEye® Weld Purge Monitors®
- Argweld® Weld Purge Film® & Weld Purge Super Adhesive®
- Argweld® Weld Backing Tape™ & Weld Purge Tape™
- Argweld® Weld Trailing Shields®
- Argweld® Flexible Welding Enclosures®
- Argweld® Weld Purge Plugs™ & Orbital Welding Plugs
- Techweld® MultiStrike® Tungsten Electrodes

Our HFT Pipestoppers® Division

Nylon, Aluminium, Steel and Rubber Pipe Plugs and Inflatable Stoppers



AJ01 LFT 28-09-2021 ME

Huntingdon Fusion Techniques HFT® Stukeley Meadow Burry Port Carmes SA16 0BU United Kingdom (UK)
 Telephone +44 (0) 1554 836 836 Fax +44 (0) 1554 836 837 www.huntingdonfusion.com Email hft@huntingdonfusion.com

E&OE. Copyright © HFT. All rights reserved. This publication may not be reproduced by any means without the written permission of Huntingdon Fusion Techniques HFT®
 Tradenames and logos are the property of HFT and registered ownership of HFT.