

PSF Torches

Water-cooled Industrial Series



PSF 520W

PSF 420W

The next generation of PSF has been completely redesigned with front-end wear parts that remain fully compatible with the time-proven heritage PSF wear parts. The modern look and feel, as well as improved performance, make this the right tool for even the most demanding industrial applications.

- 2 sizes of water-cooled models
- PSF 520W with dual-circuit cooling system for optimal performance
- Threaded gas nozzles secures a firm fit and better heat dispersion
- Very durable wear part system with robust tip adapter and long tips for the toughest applications
- CuCrZr contact tips for long life
- Optional remote control module

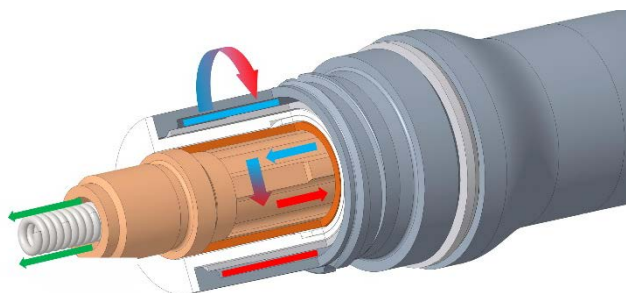
Visit esab.com for more information.

Industry

- Ship and Offshore Yards
- Repair and Maintenance
- Steel Industry
- Industrial and General Fabrication
- Automotive



With an ergonomic and well-balanced handle with soft grip feature, the new PSF torch models ensure best comfort for the welder.



Dual-circuit cooling system (520W) ensure the critical front-end stays cool even under extreme conditions. Less heat means better wire feedability and fewer production stops to change wear parts.



The RS3 module provides the option to select between 3 programs. RS3 is compatible with any ESAB machines with MA23-, MA24-, MA25-, U6- or U8₂ control panels.

PSF Torches

Specifications		
Description	PSF 420W	PSF 520W
Cooling	Water	Water, dual-circuit
Welding Output Mixed Gas	450 A at 100%	500 A at 100%
Welding Output CO ₂	450 A at 100%	500 A at 100%
Wire Diameter	0.8 – 1.6 mm	1.0 – 1.6 mm
Certification Mark (Standards)	CE (IEC 60974-7)	
Operating Temperature	-10 to +40 °C	
Cable Length	3 m, 4 m, 5m	

Ordering Information			
Description	3 m	4 m	5 m
PSF 420W, with Euro Connection	0700025060	0700025061	0700025062
PSF 420W RS3, with Euro Connection	0700025063	0700025064	-
PSF 520W, with Euro Connection	0700025070	0700025071	0700025072
PSF 520W RS3, with Euro Connection	0700025073	0700025074	-

Wear Parts – Liners			
Description	Part Number	PSF 420W	PSF 520W
Steel liner			
0.8 – 1.0, Blue, 3 m	0700200085	x	x
0.8 – 1.0, Blue, 4 m	0700200086	x	x
0.8 – 1.0, Blue, 5 m	0700025800	x	x
1.0 – 1.2, Red, 3 m	0700200087	x	x
1.0 – 1.2, Red, 4 m	0700200088	x	x
1.0 – 1.2, Red, 5 m	0700025801	x	x
1.2 – 1.6, Yellow, 3 m	0700025802	x	x
1.2 – 1.6, Yellow, 4 m	0700025803	x	x
1.2 – 1.6, Yellow, 5 m	0700025804	x	x
PTFE liner (for Aluminium)			
1.0 – 1.2, Red, 3 m	0700200091	x	x
1.0 – 1.2, Red, 4 m	0700200092	x	x
1.0 – 1.2, Red, 5 m	0700025812	x	x
1.2 – 1.6, Yellow, 3 m	0700025813	x	x
1.2 – 1.6, Yellow, 4 m	0700025814	x	x
1.2 – 1.6, Yellow, 5 m	0700025815	x	x
PA/Bronze-Liner (for aluminium and stainless steel)			
0.8 – 1.0, Anthracite 3 m	0700025816	x	x
0.8 – 1.0, Anthracite 4 m	0700025817	x	x
0.8 – 1.0, Anthracite 5 m	0700025818	x	x
1.2 – 1.6, Anthracite 3 m	0700025819	x	x
1.2 – 1.6, Anthracite 4 m	0700025820	x	x
1.2 – 1.6, Anthracite 5 m	0700025821	x	x

For complete list of wear and spare parts please see separate manual or spare parts list.

PSF Torches

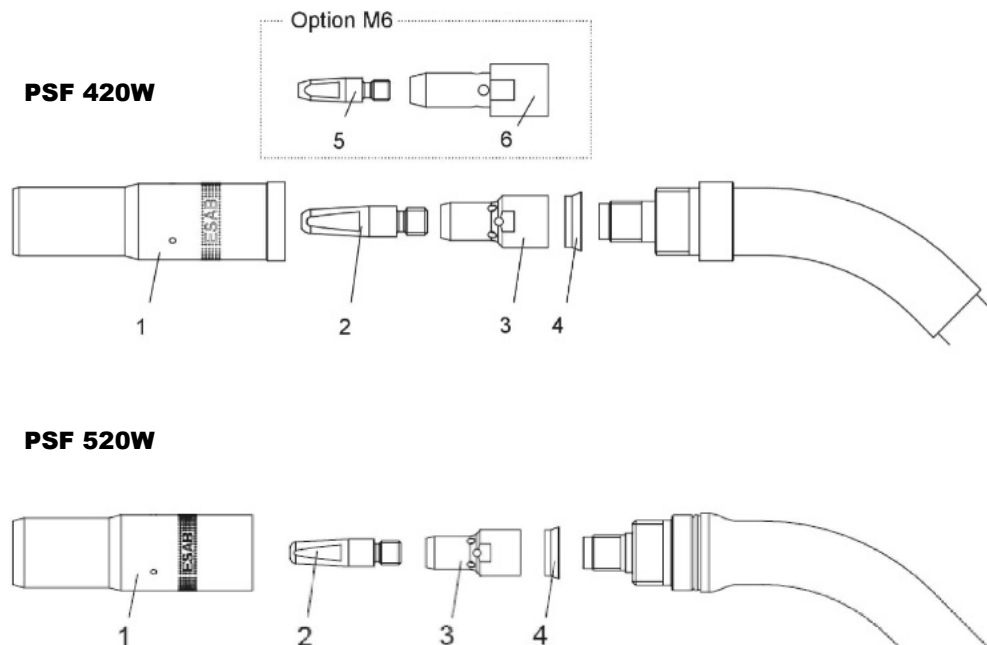
Wear Parts

No.	Description	PSF 420W	PSF 520W
1	Gas Nozzle Conical	0458464882 (Ø 16 mm)	0458 464883 (Ø 17 mm)
1	Gas Nozzle Conical only for M6	0458465882 (Ø 14 mm)	0458465883 (Ø 15 mm)
1	Gas Nozzle Cylindrical	0458470882 (Ø 19 mm)	0458470883 (Ø 21 mm)
3	Tip Adapter M6	0366394001	-
3	Tip Adapter M8	0460819001	0460819001
4	Insulation Washer	0458874001	0458874001

Wear Parts – Contact Tips

No.	Gas / Wire Ø		PSF 420W		PSF 520W
	CO ₂	Mix/Ar	M6	M8	M8
2	0.6		0468500001		
2		0.6	0468500002		
2	0.8		0468500003	0468502003	0468502003
2	0.9	0.8	0468500004	0468502004	0468502004
2	1.0	0.9	0468500005	0468502005	0468502005
2	1.2		0468500006	0468502006	0468502006
2	1.2	1.0	0468500007	0468502007	0468502007
2	1.4	1.2	0468500008	0468502008	0468502008
2	1.6		0468500009	0468502009	0468502009
2		1.6	0468500010	0468502010	0468502010

For complete list of wear and spare parts please see separate manual or spare parts list.

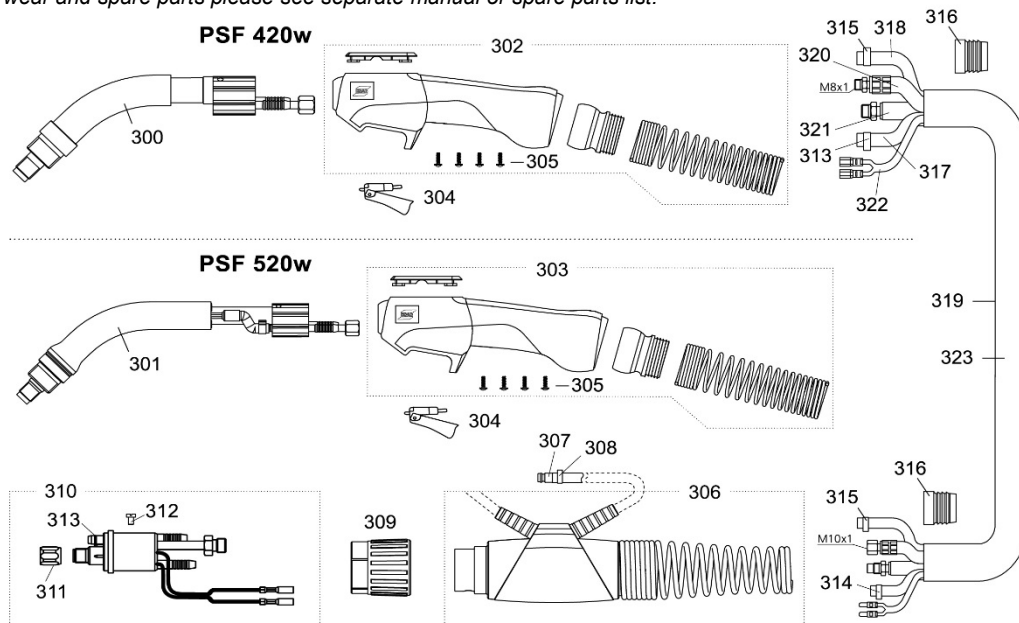


PSF Torches

Spare Parts				
No.	Description	Part Number	PSF 420W	PSF 520W
300	Torch neck PSF 420W	0700025004	x	
201	Torch neck PSF 520W	0700025005		x
302	Handle Complete PSF 420w	0700025905	x	
303	Handle Complete PSF 520w	0700025906		x
304	Trigger, yellow, 2-poles	0700025903	x	x
306	Cable support cpl.	0700025971	x	x
307	Quick Connector	0700025973	x	x
310	Central Connector W	0700025970	x	x
314	Hose Clamp w/ Ring Ø 8.7	0700025974	x	x
308	Hose Clamp w/ Ring Ø 9.0	0700025975	x	x
315	Hose Clamp w/ Ring Ø 9.5	0700025976	x	x
316	Clamping Ring Outer Cover	0700025972	x	x
317	PVC-Gas Hose, Black, 4.5 x 1.5 mm	0700025993	x	x
318	PVC hose, Braided, Black, 5 x 1.5 mm	0700025994	x	x
319	Fabric Outer Cover	0700025992	x	x
-	RS3 Module Complete	0700025850	(x)	(x)

Spare Parts - Cables				
No.	Description	3 m	4 m	5 m
320	Water-power Cable	0700025983	0700025984	0700025985
321	Wire Conduit	0700025986	0700025987	0700025988
322	Control Cable cpl.	0700025989	0700025990	0700025991
323	Cable Assembly	0700025980	0700025981	0700025982

For complete list of wear and spare parts please see separate manual or spare parts list.



ESAB / esab.com

